

MONTHLY REPORT OF DISBURSEMENTS
For the month of December 2024

Department : Department of the Interior and Local Government (DILG)
 Agency/Entity : Office of the Secretary
 Operating Unit : Regional Office - V
 Organization Code (UACS) : 14 001 0303005
 Fund Cluster : 07 - Trust Receipts

(e.g. UACS Fund Cluster: 01-Regular Agency Fund, 02-Foreign Assisted Projects Fund, 03-Special Account-Locally Funded/Domestic Grants Fund, etc.)

Particulars	Current Year Budget						Prior Year's Budget											Trust Liabilities						Grand Total						Remarks
	PS	MOCE	FINEX	CO	TOTAL	PS	HOOE	FINEX	CO	Sub-Total	PS	FINEX	CO	Sub-Total	TOTAL	Sub-TOTAL	PS	MOCE	CO	TOTAL	PS	MOCE	FINEX	CO	TOTAL					
CASH DISBURSEMENTS	0.00	529,041.72	0.00	0.00	529,041.72	0.00	0.00	0.00	0.00	0.00	0.00	0.00	0.00	0.00	0.00	18,617.00	0.00	0.00	0.00	0.00	0.00	0.00	0.00	0.00	0.00	0.00	0.00	529,041.72		
Notice of Cash Allocation (NCA)	0.00	529,041.72	0.00	0.00	529,041.72	0.00	0.00	0.00	0.00	0.00	0.00	0.00	0.00	0.00	0.00	529,041.72	0.00	0.00	0.00	0.00	0.00	0.00	0.00	0.00	0.00	0.00	0.00	529,041.72		
MDS Check Issued	0.00	0.00	0.00	0.00	0.00	0.00	0.00	0.00	0.00	0.00	0.00	0.00	0.00	0.00	0.00	0.00	0.00	0.00	0.00	0.00	0.00	0.00	0.00	0.00	0.00	0.00	0.00	0.00		
Advice to Debit Account	0.00	529,041.72	0.00	0.00	529,041.72	0.00	0.00	0.00	0.00	0.00	0.00	0.00	0.00	0.00	0.00	529,041.72	0.00	0.00	0.00	0.00	0.00	0.00	0.00	0.00	0.00	0.00	0.00	529,041.72		
Notice of Transfer - Allocations (NTA)	0.00	0.00	0.00	0.00	0.00	0.00	0.00	0.00	0.00	0.00	0.00	0.00	0.00	0.00	0.00	0.00	0.00	0.00	0.00	0.00	0.00	0.00	0.00	0.00	0.00	0.00	0.00	0.00		
MDS Check Issued	0.00	0.00	0.00	0.00	0.00	0.00	0.00	0.00	0.00	0.00	0.00	0.00	0.00	0.00	0.00	0.00	0.00	0.00	0.00	0.00	0.00	0.00	0.00	0.00	0.00	0.00	0.00	0.00		
Advice to Debit Account	0.00	0.00	0.00	0.00	0.00	0.00	0.00	0.00	0.00	0.00	0.00	0.00	0.00	0.00	0.00	0.00	0.00	0.00	0.00	0.00	0.00	0.00	0.00	0.00	0.00	0.00	0.00	0.00		
Working Fund for FARs	0.00	0.00	0.00	0.00	0.00	0.00	0.00	0.00	0.00	0.00	0.00	0.00	0.00	0.00	0.00	0.00	0.00	0.00	0.00	0.00	0.00	0.00	0.00	0.00	0.00	0.00	0.00	0.00		
Cash Disbursement Ceiling (CDC)	0.00	0.00	0.00	0.00	0.00	0.00	0.00	0.00	0.00	0.00	0.00	0.00	0.00	0.00	0.00	0.00	0.00	0.00	0.00	0.00	0.00	0.00	0.00	0.00	0.00	0.00	0.00	0.00		
TOTAL CASH DISBURSEMENTS	0.00	529,041.72	0.00	0.00	529,041.72	0.00	0.00	0.00	0.00	0.00	0.00	0.00	0.00	0.00	0.00	529,041.72	0.00	0.00	0.00	0.00	0.00	0.00	0.00	0.00	0.00	0.00	529,041.72			
NON-CASH DISBURSEMENTS	0.00	0.00	0.00	0.00	0.00	0.00	0.00	0.00	0.00	0.00	0.00	0.00	0.00	0.00	0.00	0.00	0.00	0.00	0.00	0.00	0.00	0.00	0.00	0.00	0.00	0.00	0.00	0.00		
Tax Remittance Advice Issued (TRA)	0.00	0.00	0.00	0.00	0.00	0.00	0.00	0.00	0.00	0.00	0.00	0.00	0.00	0.00	0.00	0.00	0.00	0.00	0.00	0.00	0.00	0.00	0.00	0.00	0.00	0.00	0.00	0.00		
TOTAL NON-CASH DISBURSEMENTS	0.00	0.00	0.00	0.00	0.00	0.00	0.00	0.00	0.00	0.00	0.00	0.00	0.00	0.00	0.00	0.00	0.00	0.00	0.00	0.00	0.00	0.00	0.00	0.00	0.00	0.00	0.00	0.00		
GRAND TOTAL	0.00	529,041.72	0.00	0.00	529,041.72	0.00	0.00	0.00	0.00	0.00	0.00	0.00	0.00	0.00	0.00	529,041.72	0.00	0.00	0.00	0.00	0.00	0.00	0.00	0.00	0.00	0.00	529,041.72			

SUMMARY

Particulars	Current Year Budget		Prior Year's Budget		Trust Liabilities		Grand Total	
	(1)	(2)	(3)	(4)	(5)	(6)	(7)	(8)
Total Disbursement Authorities Received	8,418,019.00	0.00	9,418,019.00	0.00	0.00	0.00	8,418,019.00	0.00
NCA	9,418,019.00	0.00	9,418,019.00	0.00	0.00	0.00	9,418,019.00	0.00
NTA	0.00	0.00	0.00	0.00	0.00	0.00	0.00	0.00
Working Fund	0.00	0.00	0.00	0.00	0.00	0.00	0.00	0.00
TRA	0.00	0.00	0.00	0.00	0.00	0.00	0.00	0.00
CDC	0.00	0.00	0.00	0.00	0.00	0.00	0.00	0.00
NCA	0.00	0.00	0.00	0.00	0.00	0.00	0.00	0.00
Transfers of Transfer of Allocations (TTA) issued	0.00	0.00	0.00	0.00	0.00	0.00	0.00	0.00
Total Disbursement Authorities Available	9,418,019.00	0.00	9,418,019.00	0.00	0.00	0.00	9,418,019.00	0.00
Lapsed NCA	0.00	0.00	0.00	0.00	0.00	0.00	0.00	0.00
Disbursements	7,551,518.54	529,041.72	8,080,560.26	0.00	0.00	0.00	7,551,518.54	529,041.72
Balance of Disbursement Authorities as at date	1,866,500.46	(1,866,500.46)	0.00	0.00	0.00	0.00	1,866,500.46	(1,866,500.46)
Total Disbursements Program	7,551,518.54	529,041.72	8,080,560.26	0.00	0.00	0.00	7,551,518.54	529,041.72
Lapses: Actual Disbursements	7,551,518.54	529,041.72	8,080,560.26	0.00	0.00	0.00	7,551,518.54	529,041.72
Over/Under spending	0.00	0.00	0.00	0.00	0.00	0.00	0.00	0.00

Notes: * The use of NTA is discouraged
 Notes: ** Amounts should tally with the grand total disbursement (column 27).

Certified Correct
JUNIECEL M. ELA-MENDO
 Accountant II
 Date:

Recommending Approval:
RICO E. GUNJIANO
 Chief Administrative Officer
 Date:

Approved By:
ATTY. ARNALDO E. ESCOBAR, JR. CESO III
 Regional Director
 Date:

[Handwritten Signature]

MONTHLY REPORT OF DISBURSEMENTS
For the month of December 2024

Department : Department of the Interior and Local Government (DILG)
 Agency/Entity : Office of the Secretary
 Operating Unit : Regional Office - V
 Organization Code (UACS) : 14 001 0330005
 Fund Cluster : 01 - Regular Agency Fund
 (e.g. UACS Fund Cluster: 01-Regular Agency Fund, 02-Foreign Assisted Projects Fund, 03-Special Account, locally funded/comestic grants Fund, etc.)

Particulars	Current Year Budget					Prior Year's Budget										Trust Liabilities					Grand Total					Remarks
	PS	MOOE	Other	CO	TOTAL	PS	MOOE	Other	CO	TOTAL	PS	MOOE	Other	CO	TOTAL	PS	MOOE	Other	CO	TOTAL						
CASH DISBURSEMENTS	37,896,911.19	54,446,779.87	0.00	0.00	92,343,691.06	0.00	0.00	0.00	0.00	0.00	0.00	0.00	0.00	0.00	0.00	0.00	0.00	0.00	0.00	0.00	0.00	92,343,691.06				
Notice of Cash Allocation (NCA)	37,896,911.19	5,395,927.49	0.00	0.00	43,292,838.68	0.00	0.00	0.00	0.00	0.00	0.00	0.00	0.00	0.00	0.00	0.00	0.00	0.00	0.00	0.00	0.00	0.00	43,292,838.68			
MDS Checks Issued	0.00	0.00	0.00	0.00	0.00	0.00	0.00	0.00	0.00	0.00	0.00	0.00	0.00	0.00	0.00	0.00	0.00	0.00	0.00	0.00	0.00	0.00	0.00			
Advice to Debit Account	37,896,911.19	3,389,627.49	0.00	0.00	41,286,538.68	0.00	0.00	0.00	0.00	0.00	0.00	0.00	0.00	0.00	0.00	0.00	0.00	0.00	0.00	0.00	0.00	0.00	41,286,538.68			
Notice of Transfer Allocations (NTA)	0.00	42,049,852.38	0.00	0.00	42,049,852.38	0.00	0.00	0.00	0.00	0.00	0.00	0.00	0.00	0.00	0.00	0.00	0.00	0.00	0.00	0.00	0.00	0.00	42,049,852.38			
MDS Checks Issued	0.00	0.00	0.00	0.00	0.00	0.00	0.00	0.00	0.00	0.00	0.00	0.00	0.00	0.00	0.00	0.00	0.00	0.00	0.00	0.00	0.00	0.00	0.00			
Advice to Debit Account	0.00	0.00	0.00	0.00	0.00	0.00	0.00	0.00	0.00	0.00	0.00	0.00	0.00	0.00	0.00	0.00	0.00	0.00	0.00	0.00	0.00	0.00	0.00			
Working Fund for FAPs	0.00	0.00	0.00	0.00	0.00	0.00	0.00	0.00	0.00	0.00	0.00	0.00	0.00	0.00	0.00	0.00	0.00	0.00	0.00	0.00	0.00	0.00	0.00			
Cash Disbursement Ceiling (CDC)	0.00	0.00	0.00	0.00	0.00	0.00	0.00	0.00	0.00	0.00	0.00	0.00	0.00	0.00	0.00	0.00	0.00	0.00	0.00	0.00	0.00	0.00	0.00			
TOTAL CASH DISBURSEMENTS	37,896,911.19	54,446,779.87	0.00	0.00	92,343,691.06	0.00	0.00	0.00	0.00	0.00	0.00	0.00	0.00	0.00	0.00	0.00	0.00	0.00	0.00	0.00	0.00	0.00	92,343,691.06			
NON-CASH DISBURSEMENTS	2,398,416.12	278,954.33	0.00	0.00	2,677,370.45	0.00	0.00	0.00	0.00	0.00	0.00	0.00	0.00	0.00	0.00	0.00	0.00	0.00	0.00	0.00	0.00	0.00	2,677,370.45			
Tax Remittance Advances Issued (TRA)	2,398,416.12	278,954.33	0.00	0.00	2,677,370.45	0.00	0.00	0.00	0.00	0.00	0.00	0.00	0.00	0.00	0.00	0.00	0.00	0.00	0.00	0.00	0.00	0.00	2,677,370.45			
TOTAL NON-CASH DISBURSEMENTS	2,398,416.12	278,954.33	0.00	0.00	2,677,370.45	0.00	0.00	0.00	0.00	0.00	0.00	0.00	0.00	0.00	0.00	0.00	0.00	0.00	0.00	0.00	0.00	0.00	2,677,370.45			
GRAND TOTAL	40,295,327.31	54,725,734.20	0.00	0.00	94,990,861.51	0.00	0.00	0.00	0.00	0.00	0.00	0.00	0.00	0.00	0.00	0.00	0.00	0.00	0.00	0.00	0.00	0.00	94,990,861.51			


SUMMARY

Particulars	(1)	(2)	(3)	(4)
Total Disbursement, Authorizations Received	421,093,338.27	75,850,980.45	498,543,426.72	
NCA	281,897,205.00	20,939,000.00	302,836,205.00	
NTA	109,597,503.79	52,244,020.00	160,841,523.79	
Working Fund	0.00	0.00	0.00	
TRA	30,598,622.48	2,647,070.45	33,245,692.93	
CDC	0.00	0.00	0.00	
NCAA	0.00	0.00	0.00	
Less: Notice of Transfer of Allocations (NTA)* Issued	421,093,338.27	75,850,980.45	498,543,426.72	
Total Disbursement, Authorizations Available	0.00	0.00	0.00	
Less:				
Lapsed VCA	2,598,017.80	0.00	2,598,017.80	
Disbursements	398,384,747.41	64,890,861.51	463,275,608.92	
Balance of Disbursement Authority as at date	19,110,571.06	(19,110,571.06)	0.00	
Total Disbursements Program	422,093,338.27	75,850,980.45	497,944,318.72	
Less: Actual Disbursements	398,384,747.41	64,890,861.51	463,275,608.92	
Over/Under spending	22,708,590.86	(19,110,571.06)	3,598,019.80	

Notes: * The use of NTA is discouraged
 Note: * Amounts should tally with the grand total disbursement (column 27).

Certified by:

JUNIECK M. PINARDE
 Accountant II
 Date:

Recommended by:

NICERIO A. ALARCON
 Chief Administrative Officer
 Date:

Approved by:

ATTY. ARNALDO E. ESCOBAR, JR., CESO III
 Regional Director
 Date:

MONTHLY REPORT OF DISBURSEMENTS
For the month of November 2024

Department : Department of the Interior and Local Government (DILG)
 Agency/Entity : Office of the Secretary
 Operating Unit : Regional Office - V
 Organization Code (UACS) : 14 001 0300008
 Fund Cluster : 01 - Regular Agency Fund
 (e.g. UACS Fund Cluster: 01-Regular Agency Fund, 02-Foreign Assisted Projects Fund, 03-Special Account/locally Funded/Domestic Grants Fund, etc.)

Particulars	Current Year Budget										Prior Year's Accounts Payable										Current Year's Accounts										Trust Liabilities					Grand Total					Remarks
	PG	MOOE	FinEX	CO	TOTAL	PS	MOOE	FinEX	CO	TOTAL	Sub-TOTAL	PS	MOOE	FinEX	CO	TOTAL	Sub-TOTAL	PS	MOOE	FinEX	CO	TOTAL	PS	MOOE	FinEX	CO	TOTAL														
CASH DISBURSEMENTS	40,469,933.06	6,357,785.47	0.00	0.00	46,827,718.53	0.00	0.00	0.00	0.00	0.00	46,827,718.53	0.00	0.00	0.00	0.00	0.00	46,827,718.53	0.00	0.00	0.00	0.00	0.00	40,469,933.06	6,357,785.47	0.00	0.00	46,827,718.53	0.00	0.00	0.00	46,827,718.53										
Notice of Cash Allocation (NCA)	0.00	0.00	0.00	0.00	0.00	0.00	0.00	0.00	0.00	0.00	0.00	0.00	0.00	0.00	0.00	0.00	0.00	0.00	0.00	0.00	0.00	0.00	0.00	0.00	0.00	0.00	0.00	0.00	0.00	0.00	0.00										
MDS Checkle Issued	0.00	0.00	0.00	0.00	0.00	0.00	0.00	0.00	0.00	0.00	0.00	0.00	0.00	0.00	0.00	0.00	0.00	0.00	0.00	0.00	0.00	0.00	0.00	0.00	0.00	0.00	0.00	0.00	0.00	0.00											
Advice to Debt Account	0.00	0.00	0.00	0.00	0.00	0.00	0.00	0.00	0.00	0.00	0.00	0.00	0.00	0.00	0.00	0.00	0.00	0.00	0.00	0.00	0.00	0.00	0.00	0.00	0.00	0.00	0.00	0.00	0.00	0.00											
Notice of Transfer-Allocations (NTA)	40,469,933.06	6,357,785.47	0.00	0.00	46,827,718.53	0.00	0.00	0.00	0.00	0.00	46,827,718.53	0.00	0.00	0.00	0.00	0.00	46,827,718.53	0.00	0.00	0.00	0.00	0.00	40,469,933.06	6,357,785.47	0.00	0.00	46,827,718.53	0.00	0.00	0.00	46,827,718.53										
MDS Checkle Issued	40,425,990.06	3,823,650.07	0.00	0.00	44,249,640.13	0.00	0.00	0.00	0.00	0.00	44,249,640.13	0.00	0.00	0.00	0.00	0.00	44,249,640.13	0.00	0.00	0.00	0.00	0.00	40,425,990.06	3,823,650.07	0.00	0.00	44,249,640.13	0.00	0.00	0.00	44,249,640.13										
Advice to Debt Account	41,043.00	2,534,135.40	0.00	0.00	2,575,178.40	0.00	0.00	0.00	0.00	0.00	2,575,178.40	0.00	0.00	0.00	0.00	0.00	2,575,178.40	0.00	0.00	0.00	0.00	0.00	41,043.00	2,534,135.40	0.00	0.00	41,043.00	0.00	0.00	0.00	41,043.00										
Working Fund for FAPs	0.00	0.00	0.00	0.00	0.00	0.00	0.00	0.00	0.00	0.00	0.00	0.00	0.00	0.00	0.00	0.00	0.00	0.00	0.00	0.00	0.00	0.00	0.00	0.00	0.00	0.00	0.00	0.00	0.00	0.00											
Cash Disbursement Ceiling (CDC)	0.00	0.00	0.00	0.00	0.00	0.00	0.00	0.00	0.00	0.00	0.00	0.00	0.00	0.00	0.00	0.00	0.00	0.00	0.00	0.00	0.00	0.00	0.00	0.00	0.00	0.00	0.00	0.00	0.00	0.00											
TOTAL CASH DISBURSEMENTS	40,469,933.06	6,357,785.47	0.00	0.00	46,827,718.53	0.00	0.00	0.00	0.00	0.00	46,827,718.53	0.00	0.00	0.00	0.00	0.00	46,827,718.53	0.00	0.00	0.00	0.00	0.00	40,469,933.06	6,357,785.47	0.00	0.00	46,827,718.53	0.00	0.00	0.00	46,827,718.53										
NON-CASH DISBURSEMENTS	2,171,975.19	424,348.94	0.00	0.00	2,596,324.13	0.00	0.00	0.00	0.00	0.00	2,596,324.13	0.00	0.00	0.00	0.00	0.00	2,596,324.13	0.00	0.00	0.00	0.00	0.00	2,171,975.19	424,348.94	0.00	0.00	2,596,324.13	0.00	0.00	0.00	2,596,324.13										
Tax Remittance Advices Issued (TRA)	2,171,975.19	424,348.94	0.00	0.00	2,596,324.13	0.00	0.00	0.00	0.00	0.00	2,596,324.13	0.00	0.00	0.00	0.00	0.00	2,596,324.13	0.00	0.00	0.00	0.00	0.00	2,171,975.19	424,348.94	0.00	0.00	2,596,324.13	0.00	0.00	0.00	2,596,324.13										
TOTAL NON-CASH DISBURSEMENTS	2,171,975.19	424,348.94	0.00	0.00	2,596,324.13	0.00	0.00	0.00	0.00	0.00	2,596,324.13	0.00	0.00	0.00	0.00	0.00	2,596,324.13	0.00	0.00	0.00	0.00	0.00	2,171,975.19	424,348.94	0.00	0.00	2,596,324.13	0.00	0.00	0.00	2,596,324.13										
GRAND TOTAL	42,641,908.25	6,782,134.41	0.00	0.00	49,423,143.66	0.00	0.00	0.00	0.00	0.00	49,423,143.66	0.00	0.00	0.00	0.00	0.00	49,423,143.66	0.00	0.00	0.00	0.00	0.00	42,641,908.25	6,782,134.41	0.00	0.00	49,423,143.66	0.00	0.00	0.00	49,423,143.66										

SUMMARY

Particulars	Previous Report				This Month				As at Date			
	(1)	(2)	(3)	(4)	(5)	(6)	(7)	(8)	(9)	(10)	(11)	(12)
Total Disbursement Authorities Received	362,037,191.73	68,466,184.64	421,093,336.27		421,093,336.27							
NCA	242,076,206.00	39,921,000.00	281,997,206.00		281,997,206.00							
NTA	82,697,748.98	28,539,759.41	109,597,506.79		109,597,506.79							
Working Fund	0.00	0.00	0.00		0.00							
TRA	29,003,197.35	2,596,425.13	30,999,622.48		30,999,622.48							
CDC	0.00	0.00	0.00		0.00							
NCAA	0.00	0.00	0.00		0.00							
Less: Notice of Transfer of Allocations (NTA) Issued												
Total Disbursement Authorities Available	382,637,191.73	68,466,184.64	421,093,336.27		421,093,336.27							
Less:												
Lapsed NCA	2,596,017.89	0.00	2,596,017.89		2,596,017.89							
Disbursements	349,597,303.75	48,423,143.66	399,384,747.41		399,384,747.41							
Balance of Disbursement Authorities as at date	77,530.18	19,033,040.88	19,110,671.06		19,110,671.06							
Total Disbursement Program	352,037,151.73	68,466,184.64	422,093,336.27		422,093,336.27							
Less: Actual Disbursements	349,597,303.75	48,423,143.66	399,384,747.41		399,384,747.41							
Over/Under spending	2,670,547.98	20,033,040.88	22,708,688.86		22,708,688.86							

Notes: * The use of NTA is discouraged
 Notes: ** Amounts should tally with the grand total disbursement (column 27).

Confidential Corrected
 JUNIEL M. ESCOBAR
 Accountant II

Recommending Approval:
 RICARDO ESCOBAR
 Chief, Administrative Officer

Approved By: *[Signature]*
 ATTY. ARNALDO E. ESCOBAR, JR., CESO III
 Regional Director



MONTHLY REPORT OF DISBURSEMENTS
For the month of November 2024

Department : Department of the Interior and Local Government (DILG)
 Agency/Entity : Office of the Secretary
 Operating Unit : Regional Office - V
 Organization Code (UACS) : 14 001 630006
 Fund Cluster : 07 - Trust Receipts
 (e.g. UACB Fund Cluster; 01-Regular Agency Fund; 02-Foreign Assisted Projects Fund; 03-Special Account-locally Funded; Domestic Grants Fund, etc.)

Particulars	Current Year Budget					Prior Year's Budget														SUB-TOTAL	Trust Liabilities						Grand Total	Remarks			
	PS	MODE	FINEX	CO	TOTAL	PS	MODE	FINEX	CO	TOTAL	PS	MODE	FINEX	CO	TOTAL	PS	MODE	FINEX	CO		TOTAL	PS	MODE	FINEX	CO	TOTAL					
1					842(34449)																										
CASH DISBURSEMENTS	0.00	0.00	0.00	0.00	0.00	0.00																									
Notice of Cash Allocator (NCA)	0.00	0.00	0.00	0.00	0.00	0.00																									
MDS Checks Issued	0.00	0.00	0.00	0.00	0.00	0.00																									
Advices to Debt Account	0.00	0.00	0.00	0.00	0.00	0.00																									
Notice of Transfer Allocations (NTA)	0.00	0.00	0.00	0.00	0.00	0.00																									
MDS Checks Issued	0.00	0.00	0.00	0.00	0.00	0.00																									
Advices to Debt Account	0.00	0.00	0.00	0.00	0.00	0.00																									
Working Fund for FAPs	0.00	0.00	0.00	0.00	0.00	0.00																									
Cash Disbursements (CDDC)	0.00	0.00	0.00	0.00	0.00	0.00																									
TOTAL CASH DISBURSEMENTS	0.00	0.00	0.00	0.00	0.00	0.00																									
Tax Remittance Advices Issued (TRA)	0.00	0.00	0.00	0.00	0.00	0.00																									
TOTAL NON-CASH DISBURSEMENTS	0.00	0.00	0.00	0.00	0.00	0.00																									
GRAND TOTAL	0.00	0.00	0.00	0.00	0.00	0.00																									

SUMMARY

Particulars	(1)	Previous Report (2)	This Month (3)	As of Date (4)	Prior Year's Accounts Payable				Current Year's Accounts Payable				Grand Total																		
					PS	MODE	FINEX	CO	PS	MODE	FINEX	CO	PS	MODE	FINEX	CO															
Total Disbursement Authorities Received	8,453,384.45	1,050,000.00	9,453,384.45																												
NCA	8,419,016.00	1,050,000.00	9,419,016.00																												
NTA	0.00	0.00	0.00																												
Working Fund	42,368.45	0.00	42,368.45																												
TRA	0.00	0.00	0.00																												
CDDC	0.00	0.00	0.00																												
NCAA	0.00	0.00	0.00																												
Less: Notice of Transfer of Allocations (NTA) Issued	8,453,384.45	1,050,000.00	9,453,384.45																												
Total Disbursement Authorities Available	0.00	0.00	0.00																												
Less:	0.00	0.00	0.00																												
Lapsed NCA	0.00	0.00	0.00																												
Disbursements	7,551,518.54	0.00	7,551,518.54																												
Balance of Disbursement Authority as of date	602,185.87	1,050,000.00	1,905,185.87																												
Total Disbursement Program	8,192,359.69	1,050,000.00	9,199,359.69																												
Less: Medical Disbursements	7,551,518.54	0.00	7,551,518.54																												
Over/Under Spending	639,340.15	1,000,000.00	1,639,340.15																												

Notes: * The use of NTA is discouraged
 Notes: ** Amounts should tally with the grant total disbursement (column 27).

Regional Accountant
 JUNIECR W. PLACARDO
 Date:

Chief Administrative Officer
 RICO ESCOBAR
 Date:

Regional Director
 ATTY. ARVALDO E. ESCOBAR, JR., CESO III
 Date:



MONTHLY REPORT OF DISBURSEMENTS
For the month of October 2024

Department : Department of the Interior and Local Government (DILG)
 Agency/Entity : Office of the Secretary
 Operating Unit : Regional Office - V
 Organization Code (UACS) : 14 001 0300005
 Fund Cluster : 01 - Regular Agency Fund
 (e.g. UACS Fund Cluster: 01-Regular Agency Fund, 02-Foreign Assisted Projects Fund, 03-Special Account-Locally Funded/Domestic Grants Fund, etc.)

Particulars	Current Year Budget					Prior Year's Budget										Trust Liabilities					Grand Total					Remarks
	PS	MOOE	FinE	CO	TOTAL	PS	MOOE	FinEX	CO	TOTAL	PS	MOOE	FinEX	CO	TOTAL	PS	MOOE	FinEX	CO	TOTAL						
CASH DISBURSEMENTS	23,917,429.59	10,876,418.83	0.00	0.00	34,495,848.42	0.00	0.00	0.00	0.00	0.00	0.00	0.00	0.00	0.00	0.00	0.00	0.00	0.00	0.00	0.00	34,495,848.42					
Notice of Cash Allocation (NCA)	21,571,429.00	7,613,582.45	0.00	0.00	29,184,991.45	0.00	0.00	0.00	0.00	0.00	0.00	0.00	0.00	0.00	0.00	0.00	0.00	0.00	0.00	0.00	29,184,991.45					
MDS Checkbook Issued	0.00	0.00	0.00	0.00	0.00	0.00	0.00	0.00	0.00	0.00	0.00	0.00	0.00	0.00	0.00	0.00	0.00	0.00	0.00	0.00	0.00					
Advice to Debit Account	21,571,429.00	7,613,582.45	0.00	0.00	29,184,991.45	0.00	0.00	0.00	0.00	0.00	0.00	0.00	0.00	0.00	0.00	0.00	0.00	0.00	0.00	0.00	29,184,991.45					
Notice of Transfer Allocation (NTA)	2,046,000.59	3,254,836.38	0.00	0.00	5,310,836.97	0.00	0.00	0.00	0.00	0.00	0.00	0.00	0.00	0.00	0.00	0.00	0.00	0.00	0.00	0.00	5,310,836.97					
MDS Checkbook Issued	0.00	0.00	0.00	0.00	0.00	0.00	0.00	0.00	0.00	0.00	0.00	0.00	0.00	0.00	0.00	0.00	0.00	0.00	0.00	0.00	0.00					
Advice to Debit Account	2,046,000.59	3,254,836.38	0.00	0.00	5,310,836.97	0.00	0.00	0.00	0.00	0.00	0.00	0.00	0.00	0.00	0.00	0.00	0.00	0.00	0.00	0.00	5,310,836.97					
Working Fund for FAPs	0.00	0.00	0.00	0.00	0.00	0.00	0.00	0.00	0.00	0.00	0.00	0.00	0.00	0.00	0.00	0.00	0.00	0.00	0.00	0.00	0.00					
Cash Disbursement Ceiling (CDC)	0.00	0.00	0.00	0.00	0.00	0.00	0.00	0.00	0.00	0.00	0.00	0.00	0.00	0.00	0.00	0.00	0.00	0.00	0.00	0.00	0.00					
TOTAL CASH DISBURSEMENTS	23,917,429.59	10,876,418.83	0.00	0.00	34,495,848.42	0.00	0.00	0.00	0.00	0.00	0.00	0.00	0.00	0.00	0.00	0.00	0.00	0.00	0.00	0.00	34,495,848.42					
NON-CASH DISBURSEMENTS	2,056,817.12	374,080.68	0.00	0.00	2,470,897.80	0.00	0.00	0.00	0.00	0.00	0.00	0.00	0.00	0.00	0.00	0.00	0.00	0.00	0.00	0.00	2,470,897.80					
Tax Remittance Advice Issued (TRAI)	2,056,817.12	374,080.68	0.00	0.00	2,470,897.80	0.00	0.00	0.00	0.00	0.00	0.00	0.00	0.00	0.00	0.00	0.00	0.00	0.00	0.00	0.00	2,470,897.80					
TOTAL NON-CASH DISBURSEMENTS	2,056,817.12	374,080.68	0.00	0.00	2,470,897.80	0.00	0.00	0.00	0.00	0.00	0.00	0.00	0.00	0.00	0.00	0.00	0.00	0.00	0.00	0.00	2,470,897.80					
GRAND TOTAL	25,714,246.71	11,257,499.51	0.00	0.00	36,968,746.22	0.00	0.00	0.00	0.00	0.00	0.00	0.00	0.00	0.00	0.00	0.00	0.00	0.00	0.00	0.00	36,968,746.22					

SUMMARY

Particulars	(1)	Previous Report (2)	This Month (3)	As of Date (4)
Total Disbursement Authorizes Received	315,592,875.33	37,044,279.40	352,637,151.73	
NCA	221,114,205.00	20,982,030.00	242,076,205.00	
NTA	68,946,370.76	13,611,373.80	82,567,749.36	
Working Fund	0.00	0.00	0.00	
TRA	25,532,299.57	2,470,897.80	28,003,197.36	
CDC	0.00	0.00	0.00	
NCAA	0.00	0.00	0.00	
Less: Notice of Transfer of Allocations (NTA) issued	0.00	0.00	0.00	
Total Disbursement Authorizes Available	315,592,875.33	37,044,279.40	352,637,151.73	
Less:	0.00	0.00	0.00	
Lapsed NCA	2,556,017.80	0.00	2,556,017.80	
Disbursements	312,954,857.53	36,968,746.22	349,961,603.75	
Balance of Disbursement Authorizes as at date	0.00	77,630.18	77,630.18	
Total Disbursements Program	315,592,875.33	37,044,279.40	352,637,151.73	
Less: Actual Disbursements	312,954,857.53	36,968,746.22	349,961,603.75	
(Over)/Under spending	2,556,017.80	77,630.18	2,575,547.98	

Notes: * The use of NTA's discouraged
 Notes: ** Amounts should tally with the grand total disbursement (column 27).

CERTIFIED COPY
JUNIECEL MACABARDO
 Accountant II

Recommending Approval:
RICO E. GAURINO
 Chief, Administrative Officer

Approved By:
MATTY ARNALDO ESCOBAR, JR., CESO III
 Regional Director

COA-DILG-ROV
RECTIVE
 NOV 13 2024
 SIGNATURE DATE

MONTHLY REPORT OF DISBURSEMENTS
For the month of October 2024

Department : Department of the Interior and Local Government (DILG)
 Agency/Entity : Office of the Secretary
 Operating Unit : Regional Office - V
 Organization Code (UACS) : 14 001 0300005
 Fund Cluster : 07 - Trust Receipts
 (e.g. UACS Fund Cluster: 01-Regular Agency Fund, 02-Foreign Assisted Projects Fund, 03-Special Account-Locally Funded/Domestic Grants Fund, etc.)

Particulars	Current Year Budget					Prior Year's Accounts Payable					Current Year's Budget					Prior Year's Accounts Payable					Grand Total					Remarks			
	PS	MOOE	FINEX	CO	TOTAL	PS	MOOE	FINEX	CO	TOTAL	PS	MOOE	FINEX	CO	TOTAL	PS	MOOE	FINEX	CO	TOTAL	PS	MOOE	FINEX	CO	TOTAL				
CASH DISBURSEMENTS	0.00	3,461,358.56	0.00	0.00	3,461,358.56	0.00	0.00	0.00	0.00	0.00	0.00	0.00	0.00	0.00	0.00	0.00	0.00	0.00	0.00	0.00	0.00	0.00	0.00	0.00	0.00	0.00	0.00	0.00	
Notice of Cash Allocation (NCA)	0.00	0.00	0.00	0.00	0.00	0.00	0.00	0.00	0.00	0.00	0.00	0.00	0.00	0.00	0.00	0.00	0.00	0.00	0.00	0.00	0.00	0.00	0.00	0.00	0.00	0.00	0.00	0.00	
MDS Checks Issued	0.00	0.00	0.00	0.00	0.00	0.00	0.00	0.00	0.00	0.00	0.00	0.00	0.00	0.00	0.00	0.00	0.00	0.00	0.00	0.00	0.00	0.00	0.00	0.00	0.00	0.00	0.00	0.00	
Advice to Debit Account	0.00	0.00	0.00	0.00	0.00	0.00	0.00	0.00	0.00	0.00	0.00	0.00	0.00	0.00	0.00	0.00	0.00	0.00	0.00	0.00	0.00	0.00	0.00	0.00	0.00	0.00	0.00	0.00	
Notice of Transfer Allocation (NTA)	0.00	3,461,358.56	0.00	0.00	3,461,358.56	0.00	0.00	0.00	0.00	0.00	0.00	0.00	0.00	0.00	0.00	0.00	0.00	0.00	0.00	0.00	0.00	0.00	0.00	0.00	0.00	0.00	0.00	0.00	
MDS Checks Issued	0.00	3,461,358.56	0.00	0.00	3,461,358.56	0.00	0.00	0.00	0.00	0.00	0.00	0.00	0.00	0.00	0.00	0.00	0.00	0.00	0.00	0.00	0.00	0.00	0.00	0.00	0.00	0.00	0.00	0.00	
Advice to Debit Account	0.00	0.00	0.00	0.00	0.00	0.00	0.00	0.00	0.00	0.00	0.00	0.00	0.00	0.00	0.00	0.00	0.00	0.00	0.00	0.00	0.00	0.00	0.00	0.00	0.00	0.00	0.00	0.00	
Working Fund for PAPA	0.00	0.00	0.00	0.00	0.00	0.00	0.00	0.00	0.00	0.00	0.00	0.00	0.00	0.00	0.00	0.00	0.00	0.00	0.00	0.00	0.00	0.00	0.00	0.00	0.00	0.00	0.00	0.00	
Cash Disbursement Calling (CDC)	0.00	0.00	0.00	0.00	0.00	0.00	0.00	0.00	0.00	0.00	0.00	0.00	0.00	0.00	0.00	0.00	0.00	0.00	0.00	0.00	0.00	0.00	0.00	0.00	0.00	0.00	0.00	0.00	
TOTAL CASH DISBURSEMENTS	0.00	3,461,358.56	0.00	0.00	3,461,358.56	0.00	0.00	0.00	0.00	0.00	0.00	0.00	0.00	0.00	0.00	0.00	0.00	0.00	0.00	0.00	0.00	0.00	0.00	0.00	0.00	0.00	0.00	0.00	
NON-CASH DISBURSEMENTS	0.00	0.00	0.00	0.00	0.00	0.00	0.00	0.00	0.00	0.00	0.00	0.00	0.00	0.00	0.00	0.00	0.00	0.00	0.00	0.00	0.00	0.00	0.00	0.00	0.00	0.00	0.00	0.00	
Tax Refund/Advance Issued (TRA)	0.00	0.00	0.00	0.00	0.00	0.00	0.00	0.00	0.00	0.00	0.00	0.00	0.00	0.00	0.00	0.00	0.00	0.00	0.00	0.00	0.00	0.00	0.00	0.00	0.00	0.00	0.00	0.00	
TOTAL NON-CASH DISBURSEMENTS	0.00	0.00	0.00	0.00	0.00	0.00	0.00	0.00	0.00	0.00	0.00	0.00	0.00	0.00	0.00	0.00	0.00	0.00	0.00	0.00	0.00	0.00	0.00	0.00	0.00	0.00	0.00	0.00	
GRAND TOTAL	0.00	3,461,358.56	0.00	0.00	3,461,358.56	0.00	0.00	0.00	0.00	0.00	0.00	0.00	0.00	0.00	0.00	0.00	0.00	0.00	0.00	0.00	0.00	0.00	0.00	0.00	0.00	0.00	0.00	0.00	

SUMMARY

Particulars	Current Year Budget		Prior Year's Accounts Payable		Current Year's Budget		Prior Year's Accounts Payable	
	(1)	(2)	(3)	(4)	(5)	(6)	(7)	(8)
Total Disbursement Authorities Received	3,460,684.45	3,418,019.00	0.00	8,463,684.45	0.00	8,463,684.45	0.00	8,463,684.45
NCA	0.00	0.00	0.00	8,418,019.00	0.00	8,418,019.00	0.00	8,418,019.00
NTA	0.00	0.00	0.00	0.00	0.00	0.00	0.00	0.00
Working Fund	0.00	0.00	0.00	0.00	0.00	0.00	0.00	0.00
TRA	42,665.45	0.00	0.00	42,665.45	0.00	42,665.45	0.00	42,665.45
CDC	0.00	0.00	0.00	0.00	0.00	0.00	0.00	0.00
NCAA	0.00	0.00	0.00	0.00	0.00	0.00	0.00	0.00
Less: Notice of Transfer of Allocations (NTA) Issued	0.00	0.00	0.00	0.00	0.00	0.00	0.00	0.00
Total Disbursement Authorities Available	3,460,684.45	3,418,019.00	0.00	8,463,684.45	0.00	8,463,684.45	0.00	8,463,684.45
Less:	0.00	0.00	0.00	0.00	0.00	0.00	0.00	0.00
Lapsed NCA	0.00	0.00	0.00	0.00	0.00	0.00	0.00	0.00
Disbursements	4,090,189.86	4,090,189.86	3,461,358.56	7,851,518.54	0.00	7,851,518.54	0.00	7,851,518.54
Balance of Disbursement Authorities as at date	4,370,524.47	4,370,524.47	(3,461,358.56)	(909,185.51)	0.00	(909,185.51)	0.00	(909,185.51)
Total Disbursements Program	8,189,858.69	8,189,858.69	0.00	8,189,858.69	0.00	8,189,858.69	0.00	8,189,858.69
Less: Actual Disbursements	4,090,189.86	4,090,189.86	3,461,358.56	7,851,518.54	0.00	7,851,518.54	0.00	7,851,518.54
(Over)/Under spending	4,098,698.71	4,098,698.71	(3,461,358.56)	639,340.15	0.00	639,340.15	0.00	639,340.15

Notes: * The use of NTAs is discouraged
 Notes: ** Amounts should tally with the grand total disbursement (column 27).

Certified Correct
JUNECEL M. FERRARDO
 Accountant II

Recommended by Approval:
RICO E. GAUVINDO
 Chief, Administrative

Approved By:
ATTY. ANNALDO E. ESCOBAR, JR., CESO III
 Regional Director

Date: _____ Date: _____



MONTHLY REPORT OF DISBURSEMENTS
For the month of September 2024


Department : Department of the Interior and Local Government (DILG)
 Agency/Entity : Office of the Secretary
 Operating Unit : Regional Office - V
 Organization Code (UACS) : 14 001 6307006
 Fund Cluster : 07 - Trust Receipts
 (e.g. UACG Fund Cluster: 01-Regular Agency Fund, 02-Foreign Assisted Projects Fund, 03-Special Account-Locally Financed/Domestic Grants Fund, etc.)

Particulars	Current Year Budget					Prior Year's Budget										Trust Liabilities				Grand Total				Remarks						
	FS	MOOE	FinEx	CO	TOTAL	Prior Year's Accounts Payable					Current Year's Accounts Payable					TOTAL	SUB-TOTAL	PB	MOC	CO	TOTAL	PS	MOOE		FinEx	CO	TOTAL			
						PS	MOOE	FinEx	CO	SUB-TOTAL	PS	MOOE	FinEx	CO	SUB-TOTAL															
1	2	3	4	5	6(2+3+4+5)	7	8	9	10	11(7+8+9+10)	12	13	14	15	16	17(12+13+14+15+16)	18(17+18)	19	20	21	22(19+20+21)	23	24	25	26	27(23+24+25+26)	28			
CASH DISBURSEMENTS	0.00	661,261.50	0.00	0.00	661,261.50	0.00	0.00	0.00	0.00	0.00	0.00	0.00	0.00	0.00	0.00	0.00	661,261.50	0.00	0.00	0.00	0.00	0.00	661,261.50	0.00	0.00	0.00	661,261.50			
Notice of Cash Allocation (NCA)	0.00	0.00	0.00	0.00	0.00	0.00	0.00	0.00	0.00	0.00	0.00	0.00	0.00	0.00	0.00	0.00	0.00	0.00	0.00	0.00	0.00	0.00	0.00	0.00	0.00	0.00	0.00	0.00	0.00	
MDS Checks Issued	0.00	0.00	0.00	0.00	0.00	0.00	0.00	0.00	0.00	0.00	0.00	0.00	0.00	0.00	0.00	0.00	0.00	0.00	0.00	0.00	0.00	0.00	0.00	0.00	0.00	0.00	0.00	0.00	0.00	
Advice to Debit Account	0.00	0.00	0.00	0.00	0.00	0.00	0.00	0.00	0.00	0.00	0.00	0.00	0.00	0.00	0.00	0.00	0.00	0.00	0.00	0.00	0.00	0.00	0.00	0.00	0.00	0.00	0.00	0.00	0.00	
Notice of Transfer Allocation (NTA)	0.00	661,261.50	0.00	0.00	661,261.50	0.00	0.00	0.00	0.00	0.00	0.00	0.00	0.00	0.00	0.00	0.00	661,261.50	0.00	0.00	0.00	0.00	0.00	661,261.50	0.00	0.00	0.00	661,261.50			
MDS Checks Issued	0.00	0.00	0.00	0.00	0.00	0.00	0.00	0.00	0.00	0.00	0.00	0.00	0.00	0.00	0.00	0.00	0.00	0.00	0.00	0.00	0.00	0.00	0.00	0.00	0.00	0.00	0.00	0.00	0.00	
Advice to Debit Account	0.00	661,261.50	0.00	0.00	661,261.50	0.00	0.00	0.00	0.00	0.00	0.00	0.00	0.00	0.00	0.00	0.00	661,261.50	0.00	0.00	0.00	0.00	0.00	661,261.50	0.00	0.00	0.00	661,261.50			
Working Fund for FAPs	0.00	0.00	0.00	0.00	0.00	0.00	0.00	0.00	0.00	0.00	0.00	0.00	0.00	0.00	0.00	0.00	0.00	0.00	0.00	0.00	0.00	0.00	0.00	0.00	0.00	0.00	0.00	0.00	0.00	
Cash Disbursement Ceiling (CDC)	0.00	0.00	0.00	0.00	0.00	0.00	0.00	0.00	0.00	0.00	0.00	0.00	0.00	0.00	0.00	0.00	0.00	0.00	0.00	0.00	0.00	0.00	0.00	0.00	0.00	0.00	0.00	0.00	0.00	
TOTAL CASH DISBURSEMENTS	0.00	661,261.50	0.00	0.00	661,261.50	0.00	0.00	0.00	0.00	0.00	0.00	0.00	0.00	0.00	0.00	0.00	661,261.50	0.00	0.00	0.00	0.00	0.00	661,261.50	0.00	0.00	0.00	661,261.50			
NON-CASH DISBURSEMENTS	0.00	40,825.76	0.00	0.00	40,825.76	0.00	0.00	0.00	0.00	0.00	0.00	0.00	0.00	0.00	0.00	0.00	40,825.76	0.00	0.00	0.00	0.00	0.00	40,825.76	0.00	0.00	0.00	40,825.76			
Tax Remittance Advice Issued (TRA)	0.00	40,825.76	0.00	0.00	40,825.76	0.00	0.00	0.00	0.00	0.00	0.00	0.00	0.00	0.00	0.00	0.00	40,825.76	0.00	0.00	0.00	0.00	0.00	40,825.76	0.00	0.00	0.00	40,825.76			
TOTAL NON-CASH DISBURSEMENTS	0.00	40,825.76	0.00	0.00	40,825.76	0.00	0.00	0.00	0.00	0.00	0.00	0.00	0.00	0.00	0.00	0.00	40,825.76	0.00	0.00	0.00	0.00	0.00	40,825.76	0.00	0.00	0.00	40,825.76			
GRAND TOTAL	0.00	732,077.26	0.00	0.00	732,077.26	0.00	0.00	0.00	0.00	0.00	0.00	0.00	0.00	0.00	0.00	0.00	732,077.26	0.00	0.00	0.00	0.00	0.00	732,077.26	0.00	0.00	0.00	732,077.26			

SUMMARY

Particulars (1)	Previous Report (2)	This Month (3)	As at Date (4)
Total Disbursement Authorities Received	8,188,653.69	270,825.76	8,460,154.45
NCA	8,188,653.69	230,000.00	8,416,119.00
NTA	3.00	0.00	0.00
Working Fund	3.00	0.00	0.00
TRA	1,833.69	40,825.76	42,155.45
CDC	3.00	0.00	0.00
NCAA	3.00	0.00	0.00
Less: Notice of Transfer of Allocations (NTA)* Issued	3.00	0.00	0.00
Total Disbursement Authorities Available	8,188,653.69	270,825.76	8,460,154.45
Less:	3.00	0.00	0.00
Lapsed NCA	3.00	0.00	0.00
Disbursements	3,366,082.72	732,077.26	4,098,159.98
Balance of Disbursement Authorities as at date	4,831,775.87	(461,251.50)	4,370,524.47
Total Disbursements Program	8,188,653.69	0.00	8,188,653.69
Less: *Actual Disbursements	3,366,082.72	732,077.26	4,098,159.98
(Over)/Under spending	4,831,775.87	(732,077.26)	4,098,698.71

Notes: * The use of NTA is discouraged
 Notes: ** Amounts should tally with the grand total disbursement (column 27)

Certified Correct:

 JUNIECEL M. PARADO
 Accounts II
 Date:

Required for Approval:

 RITO E. DURANO
 Chief Administrative Officer
 Date:



Approved By:

 ATTY. ARNALDO E. ESCOBAR,
 Regional Director
 Date:

MONTHLY REPORT OF DISBURSEMENTS
For the month of September 2024

Department : Department of the Interior and Local Government (DILG)
 Agency/Entity : Office of the Secretary
 Operating Unit : Regional Office - V
 Organization Code (UACS) : 14 001 0303005
 Fund Cluster : 01 - Regular Agency Fund

(a.g. UACS P and Cluster: 01-Regular Agency Fund, 02-Foreign Assisted Projects Fund, 03-Special Account/Locally Funded/Domestic Grants Fund, etc.)

Particulars	Current Year Budget					Prior Year's Budget										Trust Liabilities				Grand Total					
	PS	MOOE	FinEx	OO	TOTAL	Prior Year's Accounts Payable					Current Year's Accounts Payable					SUB-TOTAL	PS	MOOE	CO	TOTAL	PS	MOOE	FinEx	OO	TOTAL
						PS	MOOE	FinEx	OO	SUB-TOTAL	PS	MOOE	FinEx	OO	SUB-TOTAL										
	7	8	9	10	11=7+8+9+10	12	13	14	15	16	17=12+13+14+15	18	19	20	21	22=18+19+20+21	23	24	25	26	27=23+24+25+26				
CASH DISBURSEMENTS	34,316,342.35	9,492,210.11	0.00	0.00	33,810,555.46	0.00	0.00	0.00	0.00	0.00	0.00	0.00	0.00	0.00	33,810,555.46	0.00	0.00	0.00	0.00	24,316,342.35	9,492,210.11	0.00	0.00	33,810,555.46	
Notice of Cash Allocation (NCA)	0.00	0.00	0.00	0.00	0.00	0.00	0.00	0.00	0.00	0.00	0.00	0.00	0.00	0.00	0.00	0.00	0.00	0.00	0.00	0.00	0.00	0.00	0.00	0.00	
MDS Checks Issued	0.00	0.00	0.00	0.00	0.00	0.00	0.00	0.00	0.00	0.00	0.00	0.00	0.00	0.00	0.00	0.00	0.00	0.00	0.00	0.00	0.00	0.00	0.00	0.00	
Advice to Debit Account	0.00	0.00	0.00	0.00	0.00	0.00	0.00	0.00	0.00	0.00	0.00	0.00	0.00	0.00	0.00	0.00	0.00	0.00	0.00	0.00	0.00	0.00	0.00	0.00	
Notice of Transfer Allocations (NTA)	34,316,342.35	9,492,210.11	0.00	0.00	33,810,555.46	0.00	0.00	0.00	0.00	0.00	0.00	0.00	0.00	0.00	33,810,555.46	0.00	0.00	0.00	0.00	24,316,342.35	9,492,210.11	0.00	0.00	33,810,555.46	
MDS Checks Issued	0.00	1,642,597.28	0.00	0.00	1,642,597.28	0.00	0.00	0.00	0.00	0.00	0.00	0.00	0.00	0.00	1,642,597.28	0.00	0.00	0.00	0.00	0.00	1,642,597.28	0.00	0.00	1,642,597.28	
Advice to Debit Account	34,316,342.35	7,849,612.83	0.00	0.00	32,167,958.18	0.00	0.00	0.00	0.00	0.00	0.00	0.00	0.00	32,167,958.18	0.00	0.00	0.00	0.00	24,316,342.35	7,849,612.83	0.00	0.00	32,167,958.18		
Working Fund for PAPs	0.00	0.00	0.00	0.00	0.00	0.00	0.00	0.00	0.00	0.00	0.00	0.00	0.00	0.00	0.00	0.00	0.00	0.00	0.00	0.00	0.00	0.00	0.00	0.00	
Cash Disbursement Ceiling (CDC)	0.00	0.00	0.00	0.00	0.00	0.00	0.00	0.00	0.00	0.00	0.00	0.00	0.00	0.00	0.00	0.00	0.00	0.00	0.00	0.00	0.00	0.00	0.00	0.00	
TOTAL CASH DISBURSEMENTS	34,316,342.35	9,492,210.11	0.00	0.00	33,810,555.46	0.00	0.00	0.00	0.00	0.00	0.00	0.00	0.00	0.00	33,810,555.46	0.00	0.00	0.00	0.00	24,316,342.35	9,492,210.11	0.00	0.00	33,810,555.46	
NON-CASH DISBURSEMENTS	3,961,108.78	844,458.38	0.00	0.00	4,805,565.16	0.00	0.00	0.00	0.00	0.00	0.00	0.00	0.00	4,805,565.16	0.00	0.00	0.00	0.00	3,961,108.78	844,458.38	0.00	0.00	4,805,565.16		
Tax Remittance Advices Issued (TRA)	3,961,108.78	844,458.38	0.00	0.00	4,805,565.16	0.00	0.00	0.00	0.00	0.00	0.00	0.00	0.00	4,805,565.16	0.00	0.00	0.00	0.00	3,961,108.78	844,458.38	0.00	0.00	4,805,565.16		
TOTAL NON-CASH DISBURSEMENTS	3,961,108.78	844,458.38	0.00	0.00	4,805,565.16	0.00	0.00	0.00	0.00	0.00	0.00	0.00	0.00	4,805,565.16	0.00	0.00	0.00	0.00	3,961,108.78	844,458.38	0.00	0.00	4,805,565.16		
GRAND TOTAL	38,279,451.13	10,336,668.49	0.00	0.00	38,416,120.62	0.00	0.00	0.00	0.00	0.00	0.00	0.00	0.00	38,416,120.62	0.00	0.00	0.00	0.00	28,279,451.13	10,336,668.49	0.00	0.00	38,416,120.62		


SUMMARY

Particulars (1)	Previous Report (2)	This Month (3)	As at Date (4)
Total Disbursement Authorities Received	265,238,027.17	30,354,948.16	315,592,875.33
NCA	200,162,205.00	20,992,000.00	221,114,205.00
NTA	64,159,987.78	4,787,283.00	68,949,370.78
Working Fund	0.00	0.00	0.00
TRA	26,926,734.39	4,605,665.16	25,532,289.55
CDC	0.00	0.00	0.00
NCAA	0.00	0.00	0.00
Less: Notice of Transfer of Allocations (NTA)* Issued	0.00	0.00	0.00
Total Disbursement Authorities Available	265,238,027.17	30,354,948.16	315,592,875.33
Uses:	0.00	0.00	0.00
- Used NCA	2,568,617.80	0.00	2,568,617.80
- Disbursements	274,578,736.91	38,416,120.62	312,994,857.53
Balance of Disbursement Authorities as at date	6,091,272.46	(8,061,272.46)	0.00
Total Disbursements Program	274,578,736.91	38,416,120.62	312,994,857.53
Less: ** Actual Disbursements	274,578,736.91	38,416,120.62	312,994,857.53
(Over)/Under spending	(16,658,250.28)	(8,061,272.46)	2,593,017.80

Notes: * The use of NTA is discouraged
 Notes: ** Amounts should tally with the grand total disbursement (column 27)

Certified Correct:

 JUNIECEL M. FABARDO
 Accounts Officer
 Date:

Accounting Officer Approval:

 RICO E. FABRINO
 Chief Administrative Officer
 Date:



Approved By:

 ATTY. ARNALDO E. ESCOBAR, JR., CESO
 Regional Director
 Date:

For the month of August 2024
 FAR No. 4
 MONTHLY REPORT OF DISBURSEMENTS


Department : Department of the Interior and Local Government (DILG)
 Agency/Entity : Office of the Secretary
 Operating Unit : Regional Office - V
 Organization Code (UACS) : 14 001 0300005
 Fund Cluster : 01 - Regular Agency Fund
 (e.g. UACS Fund Cluster: 01-Regular Agency Fund, 02-Foreign Assisted Projects Fund, 03-Special Account-Locally Funded/Domestic Grants Fund, etc.)

Particulars	Current Year Budget					Prior Year's Budget										SUB-TOTAL	Trust Liabilities				Grand Total					Remarks		
	PS	MOOE	FinEx	CO	TOTAL	Prior Year's Accounts Payable					Current Year's Accounts Payable						PS	MOOE	CO	TOT AL	PS	MOOE	FinEx	CO	TOTAL			
						PS	MOOE	FinEx	CO	SUB-TOTAL	PS	MOOE	FinEx	CO	SUB-TOTAL												TOT AL	
1	2	3	4	5	6=(2+3+4+5)	7	8	9	10	11=(7+8+9+10)	12	13	14	15	16=(12+13+14+15)	17=(6+16)	19	20	21	22=(19+20+21+22)	23	24	25	26	27=(23+24+25+26)	28		
CASH DISBURSEMENTS	26,466,339.01	670,669.84	0.00	0.00	27,137,008.85	0.00	0.00	0.00	0.00	0.00	0.00	0.00	0.00	0.00	0.00	27,137,008.85	0.00	0.00	0.00	0.00	26,466,339.01	670,669.84	0.00	0.00	27,137,008.85			
Notice of Cash Allocation (NCA)	0.00	0.00	0.00	0.00	0.00	0.00	0.00	0.00	0.00	0.00	0.00	0.00	0.00	0.00	0.00	0.00	0.00	0.00	0.00	0.00	0.00	0.00	0.00	0.00	0.00	0.00		
MDS Checks Issued	0.00	0.00	0.00	0.00	0.00	0.00	0.00	0.00	0.00	0.00	0.00	0.00	0.00	0.00	0.00	0.00	0.00	0.00	0.00	0.00	0.00	0.00	0.00	0.00	0.00	0.00	0.00	
Advice to Debit Account	0.00	0.00	0.00	0.00	0.00	0.00	0.00	0.00	0.00	0.00	0.00	0.00	0.00	0.00	0.00	0.00	0.00	0.00	0.00	0.00	0.00	0.00	0.00	0.00	0.00	0.00	0.00	
Notice of Transfer Allocations (NTA)	26,466,339.01	670,669.84	0.00	0.00	27,137,008.85	0.00	0.00	0.00	0.00	0.00	0.00	0.00	0.00	0.00	0.00	27,137,008.85	0.00	0.00	0.00	0.00	26,466,339.01	670,669.84	0.00	0.00	27,137,008.85			
MDS Checks Issued	6,449,256.02	670,669.84	0.00	0.00	7,119,925.86	0.00	0.00	0.00	0.00	0.00	0.00	0.00	0.00	0.00	0.00	7,119,925.86	0.00	0.00	0.00	0.00	6,449,256.02	670,669.84	0.00	0.00	7,119,925.86			
Advice to Debit Account	20,017,082.99	0.00	0.00	0.00	20,017,082.99	0.00	0.00	0.00	0.00	0.00	0.00	0.00	0.00	0.00	0.00	20,017,082.99	0.00	0.00	0.00	0.00	20,017,082.99	0.00	0.00	0.00	20,017,082.99			
Working Fund for FAPs	0.00	0.00	0.00	0.00	0.00	0.00	0.00	0.00	0.00	0.00	0.00	0.00	0.00	0.00	0.00	0.00	0.00	0.00	0.00	0.00	0.00	0.00	0.00	0.00	0.00	0.00	0.00	
Cash Disbursement Ceiling (CDC)	0.00	0.00	0.00	0.00	0.00	0.00	0.00	0.00	0.00	0.00	0.00	0.00	0.00	0.00	0.00	0.00	0.00	0.00	0.00	0.00	0.00	0.00	0.00	0.00	0.00	0.00	0.00	
TOTAL CASH DISBURSEMENTS	26,466,339.01	670,669.84	0.00	0.00	27,137,008.85	0.00	0.00	0.00	0.00	0.00	0.00	0.00	0.00	0.00	0.00	27,137,008.85	0.00	0.00	0.00	0.00	26,466,339.01	670,669.84	0.00	0.00	27,137,008.85			
NON-CASH DISBURSEMENTS	2,166,802.77	352,798.00	0.00	0.00	2,519,600.77	0.00	0.00	0.00	0.00	0.00	0.00	0.00	0.00	0.00	0.00	2,519,600.77	0.00	0.00	0.00	0.00	2,166,802.77	352,798.00	0.00	0.00	2,519,600.77			
Tax Remittance Advices Issued (TRA)	2,166,802.77	352,798.00	0.00	0.00	2,519,600.77	0.00	0.00	0.00	0.00	0.00	0.00	0.00	0.00	0.00	0.00	2,519,600.77	0.00	0.00	0.00	0.00	2,166,802.77	352,798.00	0.00	0.00	2,519,600.77			
TOTAL NON-CASH DISBURSEMENTS	2,166,802.77	352,798.00	0.00	0.00	2,519,600.77	0.00	0.00	0.00	0.00	0.00	0.00	0.00	0.00	0.00	0.00	2,519,600.77	0.00	0.00	0.00	0.00	2,166,802.77	352,798.00	0.00	0.00	2,519,600.77			
GRAND TOTAL	28,633,141.78	1,023,467.84	0.00	0.00	29,656,609.62	0.00	0.00	0.00	0.00	0.00	0.00	0.00	0.00	0.00	0.00	29,656,609.62	0.00	0.00	0.00	0.00	28,633,141.78	1,023,467.84	0.00	0.00	29,656,609.62			

SUMMARY

Particulars (1)	Previous Report (2)	This Month (3)	As at Date (4)
Total Disbursement Authorities Received	252,141,764.35	33,096,262.82	285,238,027.17
NCA	179,190,205.00	20,962,000.00	200,152,205.00
NTA	54,544,425.73	9,614,862.05	64,159,087.78
Working Fund	0.00	0.00	0.00
TRA	18,407,133.62	2,519,600.77	20,926,734.39
CDC	0.00	0.00	0.00
NCAA	0.00	0.00	0.00
Less: Notice of Transfer of Allocations (NTA)* Issued	0.00	0.00	0.00
Total Disbursement Authorities Available	252,141,764.35	33,096,262.82	285,238,027.17
Less:	0.00	0.00	0.00
Lapsed NCA Disbursements	0.00	0.00	0.00
Balance of Disbursement Authorities as at date	244,922,127.29	29,656,609.62	274,578,736.91
Total Disbursements Program	7,219,637.06	3,439,653.20	10,659,290.26
Less: *Actual Disbursements	252,141,764.35	33,096,262.82	285,238,027.17
(Over)/Under spending	244,922,127.29	29,656,609.62	274,578,736.91
	7,219,637.06	3,439,653.20	10,659,290.26

Notes: * The use of NTA is discouraged
 Notes: ** Amounts should tally with the grand total disbursement (column 27).

Certified Correct:

 JUNIECEL M. FAJARDO
 Accountant II
 Date:

Recommending Approval:

 RICO E. GAURINO
 Chief, Administrative Officer
 Date:



Approved By:

 ATTY. ARNALDO E. ESCOBER, JR., CESO V
 Regional Director
 Date:

MONTHLY REPORT OF DISBURSEMENTS
For the month of August 2024

Department : Department of the Interior and Local Government (DILG)
 Agency/Entity : Office of the Secretary
 Operating Unit : Regional Office - V
 Organization Code (UACS) : 14 001 0300006
 Fund Cluster : 07 - Trust Receipts

(e.g. UACS Fund Cluster: 01-Regular Agency Fund, 02-Foreign Assisted Projects Fund, 03-Special Account-Locally Funded/Domestic Grants Fund, etc.)

Particulars	Current Year Budget					Prior Year's Budget											SUB-TOTAL	Trust Liabilities				Grand Total					Remarks
	PS	MOOE	FinEx	CO	TOTAL	Prior Year's Accounts Payable					Current Year's Accounts Payable					TOTAL		PS	MCOE	CO	TOTAL	PS	MOOE	FinEx	CO	TOTAL	
						PS	MOOE	FinEx	CO	Sub-Total	PS	MOOE	FinEx	CO	Sub-Total												
1	2	3	4	5	6=(2+3+4+5)	7	8	9	10	11=(7)	12	13	14	15	16	17=(11+12+13+14+15+16)	18=(6+17)	19	20	21	22=(19+20+21)	23	24	25	26	27=(23+24+25+26)	28
CASH DISBURSEMENTS	0.00	16,557.19	0.00	0.00	16,557.19	0.00	0.00	0.00	0.00	0.00	0.00	0.00	0.00	0.00	0.00	0.00	16,557.19	0.00	0.00	0.00	0.00	0.00	16,557.19	0.00	0.00	0.00	16,557.19
Notice of Cash Allocation (NCA)	0.00	0.00	0.00	0.00	0.00	0.00	0.00	0.00	0.00	0.00	0.00	0.00	0.00	0.00	0.00	0.00	0.00	0.00	0.00	0.00	0.00	0.00	0.00	0.00	0.00	0.00	0.00
MDS Checks Issued	0.00	0.00	0.00	0.00	0.00	0.00	0.00	0.00	0.00	0.00	0.00	0.00	0.00	0.00	0.00	0.00	0.00	0.00	0.00	0.00	0.00	0.00	0.00	0.00	0.00	0.00	0.00
Advice to Debit Account	0.00	0.00	0.00	0.00	0.00	0.00	0.00	0.00	0.00	0.00	0.00	0.00	0.00	0.00	0.00	0.00	0.00	0.00	0.00	0.00	0.00	0.00	0.00	0.00	0.00	0.00	0.00
Notice of Transfer Allocations (NTA)	0.00	16,557.19	0.00	0.00	16,557.19	0.00	0.00	0.00	0.00	0.00	0.00	0.00	0.00	0.00	0.00	0.00	16,557.19	0.00	0.00	0.00	0.00	0.00	16,557.19	0.00	0.00	0.00	16,557.19
MDS Checks Issued	0.00	0.00	0.00	0.00	0.00	0.00	0.00	0.00	0.00	0.00	0.00	0.00	0.00	0.00	0.00	0.00	0.00	0.00	0.00	0.00	0.00	0.00	0.00	0.00	0.00	0.00	0.00
Advice to Debit Account	0.00	16,557.19	0.00	0.00	16,557.19	0.00	0.00	0.00	0.00	0.00	0.00	0.00	0.00	0.00	0.00	0.00	16,557.19	0.00	0.00	0.00	0.00	0.00	16,557.19	0.00	0.00	0.00	16,557.19
Working Fund for FAPs	0.00	0.00	0.00	0.00	0.00	0.00	0.00	0.00	0.00	0.00	0.00	0.00	0.00	0.00	0.00	0.00	0.00	0.00	0.00	0.00	0.00	0.00	0.00	0.00	0.00	0.00	0.00
Cash Disbursement Ceiling (CDC)	0.00	0.00	0.00	0.00	0.00	0.00	0.00	0.00	0.00	0.00	0.00	0.00	0.00	0.00	0.00	0.00	0.00	0.00	0.00	0.00	0.00	0.00	0.00	0.00	0.00	0.00	0.00
TOTAL CASH DISBURSEMENTS	0.00	16,557.19	0.00	0.00	16,557.19	0.00	0.00	0.00	0.00	0.00	0.00	0.00	0.00	0.00	0.00	0.00	16,557.19	0.00	0.00	0.00	0.00	0.00	16,557.19	0.00	0.00	0.00	16,557.19
NON-CASH DISBURSEMENTS	0.00	1,839.69	0.00	0.00	1,839.69	0.00	0.00	0.00	0.00	0.00	0.00	0.00	0.00	0.00	0.00	0.00	1,839.69	0.00	0.00	0.00	0.00	0.00	1,839.69	0.00	0.00	0.00	1,839.69
Tax Remittance Advices Issued (TRA)	0.00	1,839.69	0.00	0.00	1,839.69	0.00	0.00	0.00	0.00	0.00	0.00	0.00	0.00	0.00	0.00	0.00	1,839.69	0.00	0.00	0.00	0.00	0.00	1,839.69	0.00	0.00	0.00	1,839.69
TOTAL NON-CASH DISBURSEMENTS	0.00	1,839.69	0.00	0.00	1,839.69	0.00	0.00	0.00	0.00	0.00	0.00	0.00	0.00	0.00	0.00	0.00	1,839.69	0.00	0.00	0.00	0.00	0.00	1,839.69	0.00	0.00	0.00	1,839.69
GRAND TOTAL	0.00	18,396.88	0.00	0.00	18,396.88	0.00	0.00	0.00	0.00	0.00	0.00	0.00	0.00	0.00	0.00	0.00	18,396.88	0.00	0.00	0.00	0.00	0.00	18,396.88	0.00	0.00	0.00	18,396.88

SUMMARY

Particulars	Previous Report	This Month	As at Date
(1)	(2)	(3)	(4)
Total Disbursement Authorities Received	3,540,000.00	4,649,858.69	8,189,858.69
NCA	3,540,000.00	4,648,019.00	8,188,019.00
NTA	0.00	0.00	0.00
Working Fund	0.00	0.00	0.00
TRA	0.00	1,839.69	1,839.69
CDC	0.00	0.00	0.00
NCAA	0.00	0.00	0.00
Less: Notice of Transfer of Allocations (NTA)* issued	0.00	0.00	0.00
Total Disbursement Authorities Available	3,540,000.00	4,649,858.69	8,189,858.69
Less:	0.00	0.00	0.00
Lapsed NCA	0.00	0.00	0.00
Disbursements	3,339,685.84	18,396.88	3,358,082.72
Balance of Disbursement Authorities as at date	200,314.16	4,631,461.81	4,831,775.97
Total Disbursements Program	3,540,000.00	4,649,858.69	8,189,858.69
Less: *Actual Disbursements	3,339,685.84	18,396.88	3,358,082.72
(Over)/Under spending	200,314.16	4,631,461.81	4,831,775.97

Notes: * The use of NTA is discouraged
 Notes: ** Amounts should tally with the grand total disbursement (column 27).

Certified Correct:

JUNIECEL M. PAJARDO

Accountant II

Date:

Recommending Approval:

RICO E. GABRINO

Chief, Administrative Officer

Date:

Approved By:

ATTY. ARNALDO E. ESCOBER, JR., CESO V

Regional Director

Date:



MONTHLY REPORT OF DISBURSEMENTS
For the month of July 2024



Department : Department of the Interior and Local Government (DILG)
 Agency/Entity : Office of the Secretary
 Operating Unit : Regional Office - V
 Organization Code (UACS) : 14 001 0300006
 Fund Cluster : 01 - Regular Agency Fund
 (e.g. UACS Fund Cluster: 01-Regular Agency Fund, 02-Foreign Assisted Projects Fund, 03-Special Account-Locally Funded/Domestic Grants Fund, etc.)

Particulars	Current Year Budget					Prior Year's Budget											SUB-TOTAL	Trust Liabilities				Grand Total					Remarks	
	PS	MOOE	FinEx	CO	TOTAL	Prior Year's Accounts Payable					Current Year's Accounts Payable					TOTAL		PS	MOOE	CO	TOTAL	PS	MOOE	FinEx	CO	TOTAL		
						PS	MOOE	FinEx	CO	SUB-TOTAL	PS	MOOE	FinEx	CO	SUB-TOTAL													
1	2	3	4	5	6=(2+3+4+5)	7	8	9	10	11=7	12	13	14	15	16=	17=(11+12+13+14+15+16)	18=(8+17)	19	20	21	22=(1	23	24	25	26	27=(23+24+25+26+27)	28	
CASH DISBURSEMENTS	18,859,346.29	4,562,844.45	0.00	0.00	23,422,190.74	0.00	0.00	0.00	0.00	0.00	0.00	0.00	0.00	0.00	0.00	0.00	23,422,190.74	0.00	0.00	0.00	0.00	18,859,346.29	4,562,844.45	0.00	0.00	23,422,190.74		
Notice of Cash Allocation (NCA)	0.00	0.00	0.00	0.00	0.00	0.00	0.00	0.00	0.00	0.00	0.00	0.00	0.00	0.00	0.00	0.00	0.00	0.00	0.00	0.00	0.00	0.00	0.00	0.00	0.00	0.00	0.00	0.00
MDS Checks issued	0.00	0.00	0.00	0.00	0.00	0.00	0.00	0.00	0.00	0.00	0.00	0.00	0.00	0.00	0.00	0.00	0.00	0.00	0.00	0.00	0.00	0.00	0.00	0.00	0.00	0.00	0.00	0.00
Advice to Debit Account	0.00	0.00	0.00	0.00	0.00	0.00	0.00	0.00	0.00	0.00	0.00	0.00	0.00	0.00	0.00	0.00	0.00	0.00	0.00	0.00	0.00	0.00	0.00	0.00	0.00	0.00	0.00	0.00
Notice of Transfer Allocations (NTA)	18,859,346.29	4,562,844.45	0.00	0.00	23,422,190.74	0.00	0.00	0.00	0.00	0.00	0.00	0.00	0.00	0.00	0.00	0.00	23,422,190.74	0.00	0.00	0.00	0.00	18,859,346.29	4,562,844.45	0.00	0.00	23,422,190.74		
MDS Checks issued	18,859,346.29	712,661.45	0.00	0.00	19,572,007.74	0.00	0.00	0.00	0.00	0.00	0.00	0.00	0.00	0.00	0.00	0.00	19,572,007.74	0.00	0.00	0.00	0.00	18,859,346.29	712,661.45	0.00	0.00	19,572,007.74		
Advice to Debit Account	0.00	3,850,183.00	0.00	0.00	3,850,183.00	0.00	0.00	0.00	0.00	0.00	0.00	0.00	0.00	0.00	0.00	0.00	3,850,183.00	0.00	0.00	0.00	0.00	0.00	3,850,183.00	0.00	0.00	3,850,183.00		
Working Fund for FAPs	0.00	0.00	0.00	0.00	0.00	0.00	0.00	0.00	0.00	0.00	0.00	0.00	0.00	0.00	0.00	0.00	0.00	0.00	0.00	0.00	0.00	0.00	0.00	0.00	0.00	0.00	0.00	0.00
Cash Disbursement Ceiling (CDC)	0.00	0.00	0.00	0.00	0.00	0.00	0.00	0.00	0.00	0.00	0.00	0.00	0.00	0.00	0.00	0.00	0.00	0.00	0.00	0.00	0.00	0.00	0.00	0.00	0.00	0.00	0.00	0.00
TOTAL CASH DISBURSEMENTS	18,859,346.29	4,562,844.45	0.00	0.00	23,422,190.74	0.00	0.00	0.00	0.00	0.00	0.00	0.00	0.00	0.00	0.00	0.00	23,422,190.74	0.00	0.00	0.00	0.00	18,859,346.29	4,562,844.45	0.00	0.00	23,422,190.74		
NON-CASH DISBURSEMENTS	2,063,332.75	361,018.00	0.00	0.00	2,424,350.75	0.00	0.00	0.00	0.00	0.00	0.00	0.00	0.00	0.00	0.00	0.00	2,424,350.75	0.00	0.00	0.00	0.00	2,063,332.75	361,018.00	0.00	0.00	2,424,350.75		
Tax Remittance Advices Issued (TRA)	2,063,332.75	361,018.00	0.00	0.00	2,424,350.75	0.00	0.00	0.00	0.00	0.00	0.00	0.00	0.00	0.00	0.00	0.00	2,424,350.75	0.00	0.00	0.00	0.00	2,063,332.75	361,018.00	0.00	0.00	2,424,350.75		
TOTAL NON-CASH DISBURSEMENTS	2,063,332.75	361,018.00	0.00	0.00	2,424,350.75	0.00	0.00	0.00	0.00	0.00	0.00	0.00	0.00	0.00	0.00	0.00	2,424,350.75	0.00	0.00	0.00	0.00	2,063,332.75	361,018.00	0.00	0.00	2,424,350.75		
GRAND TOTAL	20,922,679.04	4,923,862.45	0.00	0.00	25,846,541.49	0.00	0.00	0.00	0.00	0.00	0.00	0.00	0.00	0.00	0.00	0.00	25,846,541.49	0.00	0.00	0.00	0.00	20,922,679.04	4,923,862.45	0.00	0.00	25,846,541.49		

SUMMARY

Particulars (1)	Previous Report (2)	This Month (3)	As at Date (4)
Total Disbursement Authorities Received	221,673,603.60	30,468,160.75	252,141,764.35
NCA	168,229,205.00	20,961,000.00	179,190,205.00
NTA	47,461,615.73	7,082,810.00	54,544,425.73
Working Fund	0.00	0.00	0.00
TRA	15,982,782.87	2,424,350.75	18,407,133.62
CDC	0.00	0.00	0.00
NCAA	0.00	0.00	0.00
Less: Notice of Transfer of Allocations (NTA)* issued	0.00	0.00	0.00
Total Disbursement Authorities Available	221,673,603.60	30,468,160.75	252,141,764.35
Less:	0.00	0.00	0.00
Lapsed NCA	0.00	0.00	0.00
Disbursements	219,076,585.80	25,846,541.49	244,922,127.29
Balance of Disbursement Authorities as at date	2,598,017.80	4,621,619.26	7,219,637.06
Total Disbursements Program	221,673,603.60	30,468,160.75	252,141,764.35
Less: *Actual Disbursements	219,076,585.80	25,846,541.49	244,922,127.29
(Over)/Under spending	2,598,017.80	4,621,619.26	7,219,637.06

Notes: * The use of NTA is discouraged
 Notes: ** Amounts should tally with the grand total disbursement (column 27).

Certified (Signature)

JUNIECEL M. SAJARDO
Accountant II

Date:

Recommending Approval:

RICO E. GAURINO
Chief, Administrative Officer

Date:

Approved By:

ARNALDO E. ESCOBER, JR., CESO V
Regional Director

Date:

MONTHLY REPORT OF DISBURSEMENTS
For the month of July 2024

COA-DILGR.G.V
RECEIVED
AUG 12 2024
SIGNATURE DATE

FAR No. 4

Department : Department of the Interior and Local Government (DILG)
Agency/Entity : Office of the Secretary
Operating Unit : Regional Office - V
Organization Code (UACS) : 14 001 0300005
Fund Cluster : 07 - Trust Receipts


(e.g. UACS Fund Cluster: 01-Regular Agency Fund, 02-Foreign Assisted Projects Fund, 03-Special Account-Locally Funded/Domestic Grants Fund, etc.)

Particulars	Current Year Budget					Prior Year's Budget											SUB-TOTAL	Trust Liabilities				Grand Total					Remarks	
	PS	MOOE	FinEx	CO	TOTAL	Prior Year's Accounts Payable					Current Year's Accounts Payable							PS	MOOE	CO	TOTAL	PS	MOOE	FinEx	CO	TOTAL		
						PS	MOOE	FinEx	CO	SUB-TOTAL	PS	MOOE	FinEx	CO	SUB-TOTAL	PS												MOOE
1	2	3	4	5	6=(2+3+4+5)	7	8	9	10	11=(7+8)	12	13	14	15	16=(12+13+14+15)	17=(11+16)	18=(17+18)	19	20	21	22=(19)	23	24	25	26	27=(23+24+25+26)	28	
CASH DISBURSEMENTS	0.00	0.00	0.00	0.00	0.00	0.00	0.00	0.00	0.00	0.00	0.00	0.00	0.00	0.00	0.00	0.00	0.00	0.00	0.00	0.00	0.00	0.00	0.00	0.00	0.00	0.00	0.00	0.00
Notice of Cash Allocation (NCA)	0.00	0.00	0.00	0.00	0.00	0.00	0.00	0.00	0.00	0.00	0.00	0.00	0.00	0.00	0.00	0.00	0.00	0.00	0.00	0.00	0.00	0.00	0.00	0.00	0.00	0.00	0.00	0.00
MDS Checks Issued	0.00	0.00	0.00	0.00	0.00	0.00	0.00	0.00	0.00	0.00	0.00	0.00	0.00	0.00	0.00	0.00	0.00	0.00	0.00	0.00	0.00	0.00	0.00	0.00	0.00	0.00	0.00	0.00
Advice to Debit Account	0.00	0.00	0.00	0.00	0.00	0.00	0.00	0.00	0.00	0.00	0.00	0.00	0.00	0.00	0.00	0.00	0.00	0.00	0.00	0.00	0.00	0.00	0.00	0.00	0.00	0.00	0.00	0.00
Notice of Transfer Allocations (NTA)	0.00	0.00	0.00	0.00	0.00	0.00	0.00	0.00	0.00	0.00	0.00	0.00	0.00	0.00	0.00	0.00	0.00	0.00	0.00	0.00	0.00	0.00	0.00	0.00	0.00	0.00	0.00	0.00
MDS Checks Issued	0.00	0.00	0.00	0.00	0.00	0.00	0.00	0.00	0.00	0.00	0.00	0.00	0.00	0.00	0.00	0.00	0.00	0.00	0.00	0.00	0.00	0.00	0.00	0.00	0.00	0.00	0.00	0.00
Advice to Debit Account	0.00	0.00	0.00	0.00	0.00	0.00	0.00	0.00	0.00	0.00	0.00	0.00	0.00	0.00	0.00	0.00	0.00	0.00	0.00	0.00	0.00	0.00	0.00	0.00	0.00	0.00	0.00	0.00
Working Fund for FAPs	0.00	0.00	0.00	0.00	0.00	0.00	0.00	0.00	0.00	0.00	0.00	0.00	0.00	0.00	0.00	0.00	0.00	0.00	0.00	0.00	0.00	0.00	0.00	0.00	0.00	0.00	0.00	0.00
Cash Disbursement Ceiling (CDC)	0.00	0.00	0.00	0.00	0.00	0.00	0.00	0.00	0.00	0.00	0.00	0.00	0.00	0.00	0.00	0.00	0.00	0.00	0.00	0.00	0.00	0.00	0.00	0.00	0.00	0.00	0.00	0.00
TOTAL CASH DISBURSEMENTS	0.00	0.00	0.00	0.00	0.00	0.00	0.00	0.00	0.00	0.00	0.00	0.00	0.00	0.00	0.00	0.00	0.00	0.00	0.00	0.00	0.00	0.00	0.00	0.00	0.00	0.00	0.00	0.00
NON-CASH DISBURSEMENTS	0.00	0.00	0.00	0.00	0.00	0.00	0.00	0.00	0.00	0.00	0.00	0.00	0.00	0.00	0.00	0.00	0.00	0.00	0.00	0.00	0.00	0.00	0.00	0.00	0.00	0.00	0.00	0.00
Tax Remittance Advices Issued (TRA)	0.00	0.00	0.00	0.00	0.00	0.00	0.00	0.00	0.00	0.00	0.00	0.00	0.00	0.00	0.00	0.00	0.00	0.00	0.00	0.00	0.00	0.00	0.00	0.00	0.00	0.00	0.00	0.00
TOTAL NON-CASH DISBURSEMENTS	0.00	0.00	0.00	0.00	0.00	0.00	0.00	0.00	0.00	0.00	0.00	0.00	0.00	0.00	0.00	0.00	0.00	0.00	0.00	0.00	0.00	0.00	0.00	0.00	0.00	0.00	0.00	0.00
GRAND TOTAL	0.00	0.00	0.00	0.00	0.00	0.00	0.00	0.00	0.00	0.00	0.00	0.00	0.00	0.00	0.00	0.00	0.00	0.00	0.00	0.00	0.00	0.00	0.00	0.00	0.00	0.00	0.00	0.00

SUMMARY


Particulars	Previous Report (2)	This Month (3)	As at Date (4)
Total Disbursement Authorities Received	3,540,000.00	0.00	3,540,000.00
NCA	3,540,000.00	0.00	3,540,000.00
NTA	0.00	0.00	0.00
Working Fund	0.00	0.00	0.00
TRA	0.00	0.00	0.00
CDC	0.00	0.00	0.00
NCAA	0.00	0.00	0.00
Less: Notice of Transfer of Allocations (NTA)* issued	0.00	0.00	0.00
Total Disbursement Authorities Available	3,540,000.00	0.00	3,540,000.00
Less:	0.00	0.00	0.00
Lapsed NCA	0.00	0.00	0.00
Disbursements	3,339,685.84	0.00	3,339,685.84
Balance of Disbursement Authorities as at date	200,314.16	0.00	200,314.16
Total Disbursements Program	3,540,000.00	0.00	3,540,000.00
Less: *Actual Disbursements	3,339,685.84	0.00	3,339,685.84
(Over)/Under spending	200,314.16	0.00	200,314.16

Notes: * The use of NTA is discouraged
Notes: ** Amounts should tally with the grand total disbursement (column 27).

Certified Correct:

JUNIECEL M. MAGARDO
Accountant II
Date:

Recommending Approval:

RICO E. GADORINO
Chief, Administrative Officer
Date:

Approved By:

ARNALDO E. ESCOBAR, JR., CESO V
Regional Director
Date:

MONTHLY REPORT OF DISBURSEMENTS
For the month of June 2024


Department : Department of the Interior and Local Government (DILG)
 Agency/Entity : Office of the Secretary
 Operating Unit : Regional Office - V
 Organization Code (UACS) : 14 001 030005
 Fund Cluster : 01 - Regular Agency Fund
 (e.g. UACS Fund Cluster: 01-Regular Agency Fund, 02-Foreign Assisted Projects Fund, 03-Special Account-Locally Funded/Domestic Grants Fund, etc.)

Particulars	Current Year Budget					Prior Year's Budget										Trust Liabilities				Grand Total					Remarks		
	PS	MOOE	FinEx	CO	TOTAL	Prior Year's Accounts Payable					Current Year's Accounts Payable					TOT AL	SUB-TOTAL	PS	MOOE	CO	TOT AL	PS	MOOE	FinEx		CO	TOTAL
						PS	MOOE	FinEx	CO	SUB-TOTAL	PS	MOOE	FinEx	CO	SUB-TOTAL												
1	2	3	4	5	6=(2+3+4+5)	7	8	9	10	11=(7+8+9+10)	12	13	14	15	16=(12+13+14+15)	17=(6+16)	18	19	20	21	22=(18+19+20+21)	23	24	25	26	27=(23+24+25+26)	28
CASH DISBURSEMENTS	19,653,467.08	18,093,628.24	0.00	0.00	37,747,095.32	0.00	0.00	0.00	0.00	0.00	0.00	0.00	0.00	0.00	0.00	37,747,095.32	0.00	0.00	0.00	0.00	19,653,467.08	18,093,628.24	0.00	0.00	37,747,095.32		
Notice of Cash Allocation (NCA)	19,648,929.01	10,389,998.48	0.00	0.00	30,038,927.49	0.00	0.00	0.00	0.00	0.00	0.00	0.00	0.00	0.00	0.00	30,038,927.49	0.00	0.00	0.00	0.00	19,648,929.01	10,389,998.48	0.00	0.00	30,038,927.49		
MDS Checks issued	0.00	0.00	0.00	0.00	0.00	0.00	0.00	0.00	0.00	0.00	0.00	0.00	0.00	0.00	0.00	0.00	0.00	0.00	0.00	0.00	0.00	0.00	0.00	0.00	0.00	0.00	
Advice to Debit Account	19,648,929.01	10,389,998.48	0.00	0.00	30,038,927.49	0.00	0.00	0.00	0.00	0.00	0.00	0.00	0.00	0.00	0.00	30,038,927.49	0.00	0.00	0.00	0.00	19,648,929.01	10,389,998.48	0.00	0.00	30,038,927.49		
Notice of Transfer Allocations (NTA)	4,538.07	7,703,629.76	0.00	0.00	7,708,167.83	0.00	0.00	0.00	0.00	0.00	0.00	0.00	0.00	0.00	0.00	7,708,167.83	0.00	0.00	0.00	0.00	4,538.07	7,703,629.76	0.00	0.00	7,708,167.83		
MDS Checks issued	0.00	0.00	0.00	0.00	0.00	0.00	0.00	0.00	0.00	0.00	0.00	0.00	0.00	0.00	0.00	0.00	0.00	0.00	0.00	0.00	0.00	0.00	0.00	0.00	0.00	0.00	
Advice to Debit Account	4,538.07	7,703,629.76	0.00	0.00	7,708,167.83	0.00	0.00	0.00	0.00	0.00	0.00	0.00	0.00	0.00	0.00	7,708,167.83	0.00	0.00	0.00	0.00	4,538.07	7,703,629.76	0.00	0.00	7,708,167.83		
Working Fund for FAPs	0.00	0.00	0.00	0.00	0.00	0.00	0.00	0.00	0.00	0.00	0.00	0.00	0.00	0.00	0.00	0.00	0.00	0.00	0.00	0.00	0.00	0.00	0.00	0.00	0.00	0.00	
Cash Disbursement Ceiling (CDC)	0.00	0.00	0.00	0.00	0.00	0.00	0.00	0.00	0.00	0.00	0.00	0.00	0.00	0.00	0.00	0.00	0.00	0.00	0.00	0.00	0.00	0.00	0.00	0.00	0.00	0.00	
TOTAL CASH DISBURSEMENTS	19,653,467.08	18,093,628.24	0.00	0.00	37,747,095.32	0.00	0.00	0.00	0.00	0.00	0.00	0.00	0.00	0.00	0.00	37,747,095.32	0.00	0.00	0.00	0.00	19,653,467.08	18,093,628.24	0.00	0.00	37,747,095.32		
NON-CASH DISBURSEMENTS	2,587,769.50	359,542.00	0.00	0.00	2,947,311.50	0.00	0.00	0.00	0.00	0.00	0.00	0.00	0.00	0.00	0.00	2,947,311.50	0.00	0.00	0.00	0.00	2,587,769.50	359,542.00	0.00	0.00	2,947,311.50		
Tax Remittance Advices issued (TRA)	2,587,769.50	359,542.00	0.00	0.00	2,947,311.50	0.00	0.00	0.00	0.00	0.00	0.00	0.00	0.00	0.00	0.00	2,947,311.50	0.00	0.00	0.00	0.00	2,587,769.50	359,542.00	0.00	0.00	2,947,311.50		
TOTAL NON-CASH DISBURSEMENTS	2,587,769.50	359,542.00	0.00	0.00	2,947,311.50	0.00	0.00	0.00	0.00	0.00	0.00	0.00	0.00	0.00	0.00	2,947,311.50	0.00	0.00	0.00	0.00	2,587,769.50	359,542.00	0.00	0.00	2,947,311.50		
GRAND TOTAL	22,241,236.58	18,453,170.24	0.00	0.00	40,694,408.82	0.00	0.00	0.00	0.00	0.00	0.00	0.00	0.00	0.00	0.00	40,694,408.82	0.00	0.00	0.00	0.00	22,241,236.58	18,453,170.24	0.00	0.00	40,694,408.82		

SUMMARY

Particulars (1)	Previous Report (2)	This Month (3)	As at Date (4)
Total Disbursement Authorities Received	191,781,803.67	29,891,799.93	221,673,603.60
NCA	137,267,205.00	20,962,000.00	158,229,205.00
NTA	41,479,127.30	5,982,488.43	47,461,615.73
Working Fund	0.00	0.00	0.00
TRA	13,035,471.37	2,947,311.50	15,982,782.87
Less: Notice of Transfer of Allocations (NTA)* issued	0.00	0.00	0.00
Total Disbursement Authorities Available	191,781,803.67	29,891,799.93	221,673,603.60
Less:	0.00	0.00	0.00
Lapsed NCA	0.00	0.00	0.00
Disbursements	178,381,178.98	40,694,408.82	219,075,587.80
Balance of Disbursement Authorities as at date	13,400,624.69	(10,802,608.89)	2,598,015.80
Total Disbursements Program	191,781,803.67	29,891,799.93	221,673,603.60
Less: *Actual Disbursements	178,381,178.98	40,694,408.82	219,075,587.80
(Over)/Under spending	13,400,624.69	(10,802,608.89)	2,598,015.80

Notes: * The use of NTAs is discouraged
 Notes: ** Amounts should tally with the grand total disbursement (column 27).

Certified Accountant:

JUNIECE M. PARDO
 Accountant II
 Date:

Recommending Approval:

RICO E. GAUNIDO
 Chief, Administrative Officer
 Date:

Approved By:

ATTY. ARNALDO E. ESCOBAR, JR. CESO V
 Regional Director
 Date:



MONTHLY REPORT OF DISBURSEMENTS
For the month of June 2024

Department : Department of the Interior and Local Government (DILG)
Agency/Entity : Office of the Secretary
Operating Unit : Regional Office - V
Organization Code (UACS) : 14 001 030000S
Fund Cluster : 07 - Trust Receipts
(e.g. UACS Fund Cluster: 01-Regular Agency Fund, 02-Foreign Assisted Projects Fund, 03-Special Account-Locally Funded/Domestic Grants Fund, etc.)

COA-DILG R.O.V
RECEIVED
JUL 19 2024
SIGNATURE DATE

Table with columns: Particulars, Current Year Budget (PS, MOOE, FinEx, CO, TOTAL), Prior Year's Budget (Accounts Payable, SUB-TOTAL), Trust Liabilities (PS, MOOE, CO, TOTAL), Grand Total (PS, MOOE, FinEx, CO, TOTAL), Remarks.

SUMMARY

Summary table with columns: Particulars, PREVIOUS REPORT (2), This Month (3), As at Date (4). Rows include Total Disbursement Authorities Received, NCA, NTA, Working Fund, TRA, Less: Notice of Transfer of Allocations (NTA)* issued, Total Disbursement Authorities Available, Less: Lapsed NCA, Disbursements, Balance of Disbursement Authorities as at date, Total Disbursements Program, Less: *Actual Disbursements, (Over)/Under spending.

Notes: * The use of NTA is discouraged
Notes: ** Amounts should tally with the grand total disbursement (column 27).

Certified Correct:
JUNIECEL M. SARADO
OIC - Regional Accountant
Date:

Recommending Approval:
RICO E. GARCIA
Chief, Finance and Administrative Officer
Date:

Approved By: [Signature]
ATTY. ARNALDO E. ESCOBAR, JR., CESO V
Regional Director
Date:

MONTHLY REPORT OF DISBURSEMENTS
For the month of May 2024

COA-DIGR.G.FAR No. 4
RECEIVED
JUN 11 2024

Department : Department of the Interior and Local Government (DILG)
Agency/Entity : Office of the Secretary
Operating Unit : Regional Office - V
Organization Code (UACS) : 14 001 0300005
Fund Cluster : 01 - Regular Agency Fund

Particulars	Current Year Budget					Prior Year's Accounts Payable					Current Year's Accounts					Trust Liabilities					Grand Total					Remarks
	PS	MOOE	FINEX	CO	TOTAL	PS	MOOE	FINEX	CO	TOTAL	Sub-Total	PS	MOOE	FINEX	CO	TOTAL	PS	MOOE	FINEX	CO	TOTAL					
CASH DISBURSEMENTS	38,109,397.88	8,470,209.54	0.00	0.00	46,579,607.42	0.00	0.00	0.00	0.00	0.00	46,579,607.42	0.00	0.00	0.00	0.00	0.00	38,109,397.88	8,470,209.54	0.00	0.00	46,579,607.42					
Notice of Cash Allocation (NCA)	38,109,397.88	7,795,256.46	0.00	0.00	45,904,654.34	0.00	0.00	0.00	0.00	0.00	45,904,654.34	0.00	0.00	0.00	0.00	0.00	38,109,397.88	7,795,256.46	0.00	0.00	45,904,654.34					
MDS Check Issued	0.00	0.00	0.00	0.00	0.00	0.00	0.00	0.00	0.00	0.00	0.00	0.00	0.00	0.00	0.00	0.00	0.00	0.00	0.00	0.00	0.00					
Notice of Transfer Allocations (NTA)	38,109,397.88	7,795,256.46	0.00	0.00	45,904,654.34	0.00	0.00	0.00	0.00	0.00	45,904,654.34	0.00	0.00	0.00	0.00	0.00	38,109,397.88	7,795,256.46	0.00	0.00	45,904,654.34					
MDS Check Issued	0.00	0.00	0.00	0.00	0.00	0.00	0.00	0.00	0.00	0.00	0.00	0.00	0.00	0.00	0.00	0.00	0.00	0.00	0.00	0.00	0.00					
Advice to Debit Account	0.00	674,953.08	0.00	0.00	674,953.08	0.00	0.00	0.00	0.00	0.00	674,953.08	0.00	0.00	0.00	0.00	0.00	0.00	674,953.08	0.00	0.00	0.00					
Working Fund for FAPs	0.00	0.00	0.00	0.00	0.00	0.00	0.00	0.00	0.00	0.00	0.00	0.00	0.00	0.00	0.00	0.00	0.00	0.00	0.00	0.00	0.00					
Cash Disbursement Ceiling (CDC)	0.00	0.00	0.00	0.00	0.00	0.00	0.00	0.00	0.00	0.00	0.00	0.00	0.00	0.00	0.00	0.00	0.00	0.00	0.00	0.00	0.00					
TOTAL CASH DISBURSEMENTS	38,109,397.88	8,470,209.54	0.00	0.00	46,579,607.42	0.00	0.00	0.00	0.00	0.00	46,579,607.42	0.00	0.00	0.00	0.00	0.00	38,109,397.88	8,470,209.54	0.00	0.00	46,579,607.42					
NON-CASH DISBURSEMENTS	2,095,359.59	353,688.00	0.00	0.00	2,449,047.59	0.00	0.00	0.00	0.00	0.00	2,449,047.59	0.00	0.00	0.00	0.00	0.00	2,095,359.59	353,688.00	0.00	0.00	2,449,047.59					
Tax Remittance Advice Issued (TRA)	2,095,359.59	353,688.00	0.00	0.00	2,449,047.59	0.00	0.00	0.00	0.00	0.00	2,449,047.59	0.00	0.00	0.00	0.00	0.00	2,095,359.59	353,688.00	0.00	0.00	2,449,047.59					
TOTAL NON-CASH DISBURSEMENTS	2,095,359.59	353,688.00	0.00	0.00	2,449,047.59	0.00	0.00	0.00	0.00	0.00	2,449,047.59	0.00	0.00	0.00	0.00	0.00	2,095,359.59	353,688.00	0.00	0.00	2,449,047.59					
GRAND TOTAL	40,204,757.47	8,823,897.54	0.00	0.00	49,028,655.01	0.00	0.00	0.00	0.00	0.00	49,028,655.01	0.00	0.00	0.00	0.00	0.00	40,204,757.47	8,823,897.54	0.00	0.00	49,028,655.01					

SUMMARY

Particulars	(1)	Previous Report	This Month	As at Date
Total Disbursement Authorities Received	140,244,389.08	51,537,416.59	191,731,803.67	
NCA	100,437,205.00	36,830,000.00	137,267,205.00	
NTA	29,220,759.30	12,268,368.00	41,479,127.30	
Working Fund	0.00	0.00	0.00	
TRA	10,586,423.78	2,449,047.59	13,035,471.37	
Less: Notice of Transfer of Allocations (NTA) Issued	0.00	0.00	0.00	
Total Disbursement Authorities Available	140,244,389.08	51,537,416.59	191,731,803.67	
Less:	0.00	0.00	0.00	
Lapsed NCA	0.00	0.00	0.00	
Disbursements	129,352,823.97	49,028,655.01	178,381,478.98	
Balance of Disbursement Authorities as of date	10,891,565.11	2,508,760.58	13,450,324.69	
Total Disbursements Program	140,244,389.08	51,537,416.59	191,731,803.67	
Less: *Actual Disbursements	129,352,823.97	49,028,655.01	178,381,478.98	
(Over)/Under spending	10,891,565.11	2,508,760.58	13,450,324.69	

Notes: * The use of NTA is discouraged
Notes: ** Amounts should tally with the grand total disbursement column 271.

Certified Correctly
JUNECEL M. FAYARDO
Accountant II
Date: _____

Recommended by
RICO F. GAVRINO
Chief Administrative Officer
Date: _____

Approved By:
ATTY. ARNALDO E. ESCOBER, JR., CESO V
Regional Director
Date: _____

MONTHLY REPORT DISBURSEMENTS
For the month of May 2024

FAR No. 4

Department : Department of the Interior and Local Government (DILG)
 Agency/Entity : Office of the Secretary
 Operating Unit : Regional Office - V
 Organization Code (UACS) : 14 001 0300005
 Fund Cluster : 07 - Trust Receipts

Particulars	Current Year Budget					Prior Year's Budget					SUB-TOTAL	Trust Liabilities					Grand Total					Remarks
	PS	M/OE	FINEX	CO	TOTAL	PS	M/OE	FINEX	CO	TOTAL		PS	M/OE	CO	TOTAL	PS	M/OE	FINEX	CO	TOTAL		
1 CASH DISBURSEMENTS	0.00	0.00	0.00	0.00	0.00	0.00	0.00	0.00	0.00	0.00	0.00	0.00	0.00	0.00	0.00	0.00	0.00	0.00	0.00	0.00	28	
Notice of Cash Allocation (NCA)	0.00	0.00	0.00	0.00	0.00	0.00	0.00	0.00	0.00	0.00	0.00	0.00	0.00	0.00	0.00	0.00	0.00	0.00	0.00	0.00		
MDS Check Issued	0.00	0.00	0.00	0.00	0.00	0.00	0.00	0.00	0.00	0.00	0.00	0.00	0.00	0.00	0.00	0.00	0.00	0.00	0.00	0.00		
Advice to Debit Account	0.00	0.00	0.00	0.00	0.00	0.00	0.00	0.00	0.00	0.00	0.00	0.00	0.00	0.00	0.00	0.00	0.00	0.00	0.00	0.00		
Notice of Transfer Allocations (NTA)	0.00	0.00	0.00	0.00	0.00	0.00	0.00	0.00	0.00	0.00	0.00	0.00	0.00	0.00	0.00	0.00	0.00	0.00	0.00	0.00		
MDS Check Issued	0.00	0.00	0.00	0.00	0.00	0.00	0.00	0.00	0.00	0.00	0.00	0.00	0.00	0.00	0.00	0.00	0.00	0.00	0.00	0.00		
Advice to Debit Account	0.00	0.00	0.00	0.00	0.00	0.00	0.00	0.00	0.00	0.00	0.00	0.00	0.00	0.00	0.00	0.00	0.00	0.00	0.00	0.00		
Working Fund for FAPs	0.00	0.00	0.00	0.00	0.00	0.00	0.00	0.00	0.00	0.00	0.00	0.00	0.00	0.00	0.00	0.00	0.00	0.00	0.00	0.00		
Cash Disbursement Ceiling (CDC)	0.00	0.00	0.00	0.00	0.00	0.00	0.00	0.00	0.00	0.00	0.00	0.00	0.00	0.00	0.00	0.00	0.00	0.00	0.00	0.00		
TOTAL CASH DISBURSEMENTS	0.00	0.00	0.00	0.00	0.00	0.00	0.00	0.00	0.00	0.00	0.00	0.00	0.00	0.00	0.00	0.00	0.00	0.00	0.00	0.00		
NON-CASH DISBURSEMENTS	0.00	0.00	0.00	0.00	0.00	0.00	0.00	0.00	0.00	0.00	0.00	0.00	0.00	0.00	0.00	0.00	0.00	0.00	0.00	0.00		
Tax Remittance Advances Issued (TRA)	0.00	0.00	0.00	0.00	0.00	0.00	0.00	0.00	0.00	0.00	0.00	0.00	0.00	0.00	0.00	0.00	0.00	0.00	0.00	0.00		
TOTAL NON-CASH DISBURSEMENTS	0.00	0.00	0.00	0.00	0.00	0.00	0.00	0.00	0.00	0.00	0.00	0.00	0.00	0.00	0.00	0.00	0.00	0.00	0.00	0.00		
GRAND TOTAL	0.00	0.00	0.00	0.00	0.00	0.00	0.00	0.00	0.00	0.00	0.00	0.00	0.00	0.00	0.00	0.00	0.00	0.00	0.00	0.00		

SUMMARY

Particulars	Previous Report		This Month		As at Date	
	(1)	(2)	(3)	(4)	(5)	(6)
Total Disbursement Authorities Received		3,540,000.00	0.00	3,540,000.00		
NCA		3,540,000.00	0.00	3,540,000.00		
NCA		0.00	0.00	0.00		
Working Fund		0.00	0.00	0.00		
TRA		0.00	0.00	0.00		
QDC		0.00	0.00	0.00		
NCAA		0.00	0.00	0.00		
Less: Notice of Transfer of Allocations (NTA) Issued		0.00	0.00	0.00		
Total Disbursement Authorities Available		3,540,000.00	0.00	3,540,000.00		
Less:						
Lapsed NCA		0.00	0.00	0.00		
Disbursements		3,320,000.00	0.00	3,320,000.00		
Balance of Disbursement Authorities as at date		220,000.00	0.00	220,000.00		
Total Disbursements Program		3,540,000.00	0.00	3,540,000.00		
Less: Actual Disbursements		3,320,000.00	0.00	3,320,000.00		
(Over)/Under spending		220,000.00	0.00	220,000.00		

Notes: *The use of NTA is encouraged
 Notes: **Amounts should add up with the grand total disbursement (column 27).

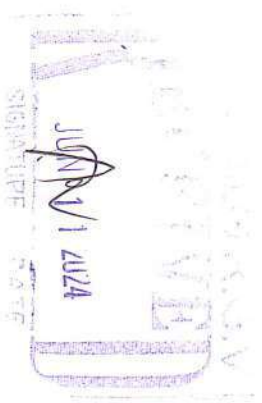
Certified Correct:
JUNICEL W. ALVARADO
 Accountant II

Recommended and Approved:
RICO E. GAJERMO
 Chief Administrative Officer

Approved By:
ATTY. ARMANDO E. ESCOBER, JR., CESO V
 Regional Director

Date:

Date:


 SIGNATURE DATE

MONTHLY REPORT OF DISBURSEMENTS
For the month of April 2024

Department : Department of the Interior and Local Government (DILG)
 Agency/Entity : Office of the Secretary
 Operating Unit : Regional Office - V
 Organization Code (UACS) : 14 001 0301005
 Fund Cluster : 01 - Regular Agency Fund

Particulars	Current Year Budget					Prior Year's Accounts Payable										Current Year's Accounts Payable					Trust Liabilities					Grand Total					Remarks
	PS	MOOE	Finer	CO	TOTAL	PS	MOOE	Finer	CO	TOTAL	PS	MOOE	Finer	CO	TOTAL	PS	MOOE	Finer	CO	TOTAL	PS	MOOE	Finer	CO	TOTAL						
CASH DISBURSEMENTS	26,100,756.33	6,428,438.42	0.00	0.00	31,529,194.75	0.00	0.00	0.00	0.00	0.00	0.00	0.00	0.00	0.00	0.00	0.00	0.00	0.00	0.00	0.00	0.00	0.00	0.00	0.00	0.00	0.00	0.00	0.00	0.00		
Notice of Cash Allocation (NCA)	26,100,756.33	4,322,847.82	0.00	0.00	30,423,604.15	0.00	0.00	0.00	0.00	0.00	0.00	0.00	0.00	0.00	0.00	0.00	0.00	0.00	0.00	0.00	0.00	0.00	0.00	0.00	0.00	0.00	0.00	0.00	0.00		
MDS Checks Issued	0.00	0.00	0.00	0.00	0.00	0.00	0.00	0.00	0.00	0.00	0.00	0.00	0.00	0.00	0.00	0.00	0.00	0.00	0.00	0.00	0.00	0.00	0.00	0.00	0.00	0.00	0.00	0.00	0.00		
Advise to Cash Account	26,100,756.33	4,322,847.82	0.00	0.00	30,423,604.15	0.00	0.00	0.00	0.00	0.00	0.00	0.00	0.00	0.00	0.00	0.00	0.00	0.00	0.00	0.00	0.00	0.00	0.00	0.00	0.00	0.00	0.00	0.00	0.00		
Notice of Transfer Allocations (NTA)	0.00	1,105,590.60	0.00	0.00	1,105,590.60	0.00	0.00	0.00	0.00	0.00	0.00	0.00	0.00	0.00	0.00	0.00	0.00	0.00	0.00	0.00	0.00	0.00	0.00	0.00	0.00	0.00	0.00	0.00	0.00		
MDS Checks Issued	0.00	0.00	0.00	0.00	0.00	0.00	0.00	0.00	0.00	0.00	0.00	0.00	0.00	0.00	0.00	0.00	0.00	0.00	0.00	0.00	0.00	0.00	0.00	0.00	0.00	0.00	0.00	0.00	0.00		
Advise to Cash Account	0.00	1,105,590.60	0.00	0.00	1,105,590.60	0.00	0.00	0.00	0.00	0.00	0.00	0.00	0.00	0.00	0.00	0.00	0.00	0.00	0.00	0.00	0.00	0.00	0.00	0.00	0.00	0.00	0.00	0.00	0.00		
Working Fund for FALPs	0.00	0.00	0.00	0.00	0.00	0.00	0.00	0.00	0.00	0.00	0.00	0.00	0.00	0.00	0.00	0.00	0.00	0.00	0.00	0.00	0.00	0.00	0.00	0.00	0.00	0.00	0.00	0.00	0.00		
Cash Disbursement Ceiling (CDC)	0.00	0.00	0.00	0.00	0.00	0.00	0.00	0.00	0.00	0.00	0.00	0.00	0.00	0.00	0.00	0.00	0.00	0.00	0.00	0.00	0.00	0.00	0.00	0.00	0.00	0.00	0.00	0.00	0.00		
TOTAL CASH DISBURSEMENTS	26,100,756.33	6,428,438.42	0.00	0.00	31,529,194.75	0.00	0.00	0.00	0.00	0.00	0.00	0.00	0.00	0.00	0.00	0.00	0.00	0.00	0.00	0.00	0.00	0.00	0.00	0.00	0.00	0.00	0.00	0.00	0.00		
NON-CASH DISBURSEMENTS	3,806,513.68	642,459.00	0.00	0.00	4,448,972.68	0.00	0.00	0.00	0.00	0.00	0.00	0.00	0.00	0.00	0.00	0.00	0.00	0.00	0.00	0.00	0.00	0.00	0.00	0.00	0.00	0.00	0.00	0.00	0.00		
Tax Remittance Advices Issued (TRA)	3,806,513.68	642,459.00	0.00	0.00	4,448,972.68	0.00	0.00	0.00	0.00	0.00	0.00	0.00	0.00	0.00	0.00	0.00	0.00	0.00	0.00	0.00	0.00	0.00	0.00	0.00	0.00	0.00	0.00	0.00	0.00		
TOTAL NON-CASH DISBURSEMENTS	3,806,513.68	642,459.00	0.00	0.00	4,448,972.68	0.00	0.00	0.00	0.00	0.00	0.00	0.00	0.00	0.00	0.00	0.00	0.00	0.00	0.00	0.00	0.00	0.00	0.00	0.00	0.00	0.00	0.00	0.00	0.00		
GRAND TOTAL	29,907,269.91	6,070,897.42	0.00	0.00	35,978,167.33	0.00	0.00	0.00	0.00	0.00	0.00	0.00	0.00	0.00	0.00	0.00	0.00	0.00	0.00	0.00	0.00	0.00	0.00	0.00	0.00	0.00	0.00	0.00	0.00		

SUMMARY

Particulars	Previous Month		This Month		As at Date	
	(1)	(2)	(3)	(4)	(5)	(6)
Total Disbursement Authorities Received	93,374,356.54	46,870,031.44	140,244,388.68	100,437,295.60	22,754,000.00	19,697,098.86
NCA	77,683,206.99	22,754,000.00	100,437,295.60	29,220,759.50	19,697,098.86	29,220,759.50
NTA	9,353,700.44	19,697,098.86	29,220,759.50	0.00	0.00	0.00
Working Fund	0.00	0.00	0.00	0.00	0.00	0.00
TRA	6,137,451.29	4,448,972.68	10,586,423.78	0.00	0.00	0.00
Less: Balance of Transfer of Allocations (NTA) Issued	0.00	0.00	0.00	0.00	0.00	0.00
Total Disbursement Authorities Available	93,374,356.54	46,870,031.44	140,244,388.68	100,437,295.60	22,754,000.00	19,697,098.86
Less:	0.00	0.00	0.00	0.00	0.00	0.00
Lapsed NCA	0.00	0.00	0.00	0.00	0.00	0.00
Disbursements	93,374,356.54	35,978,167.33	129,352,523.97	10,891,864.11	10,891,864.11	10,891,864.11
Balance of Disbursement Authorities as at date	0.00	10,891,864.11	10,891,864.11	0.00	0.00	0.00
Total Disbursement Program	93,374,356.54	46,870,031.44	140,244,388.68	10,891,864.11	10,891,864.11	10,891,864.11
Less: Actual Disbursements	93,374,356.54	35,978,167.33	129,352,523.97	10,891,864.11	10,891,864.11	10,891,864.11
Over/Under spending	0.00	0.00	0.00	0.00	0.00	0.00

Notes: * The use of NTA is discouraged
 Notes: ** Amounts should tally with the grand total disbursement (column 27).

Certified by:
 JUNIETA M. F. SADEO
 Accountant II

Approved By:
 ATTY. ARNALDO E. ESCOBAR, JR., CESO V
 Regional Director

COA-DIGR-974
 114129
 11/15/24

MONTHLY REPORT OF DISBURSEMENTS
For the month of April 2024

Department of the Interior and Local Government (DILG)
 Agency/Entity : Office of the Secretary
 Operating Unit : Regional Office - V
 Organization Code (UACS) : 14 001 0300005
 Fund Cluster : 07 - Trust Receipts

COA-DIG-2024-04-001
 [Signature]
 [Date: 4/11/24]

Particulars	Current Year Budget					Prior Year's Accounts Payable					Current Year's Accounts Payable					Prior Year's Budget					Current Year's Accounts Payable					Prior Year's Budget					Current Year's Accounts Payable					Remarks
	PS	MOOE	FinEX	CO	TOTAL	PS	MOOE	FinEX	CO	TOTAL	PS	MOOE	FinEX	CO	TOTAL	PS	MOOE	FinEX	CO	TOTAL	PS	MOOE	FinEX	CO	TOTAL	PS	MOOE	FinEX	CO	TOTAL						
CASH DISBURSEMENTS	0.00	3,270,000.00	0.00	0.00	3,270,000.00	0.00	0.00	0.00	0.00	0.00	0.00	0.00	0.00	0.00	0.00	0.00	0.00	0.00	0.00	0.00	0.00	0.00	0.00	0.00	0.00	0.00	0.00	0.00	0.00	0.00	0.00	3,270,000.00				
Notice of Cash Allocation (NCA)	0.00	0.00	0.00	0.00	0.00	0.00	0.00	0.00	0.00	0.00	0.00	0.00	0.00	0.00	0.00	0.00	0.00	0.00	0.00	0.00	0.00	0.00	0.00	0.00	0.00	0.00	0.00	0.00	0.00	0.00	0.00	0.00				
MDS Checks Issued	0.00	0.00	0.00	0.00	0.00	0.00	0.00	0.00	0.00	0.00	0.00	0.00	0.00	0.00	0.00	0.00	0.00	0.00	0.00	0.00	0.00	0.00	0.00	0.00	0.00	0.00	0.00	0.00	0.00	0.00	0.00	0.00				
Advice to Debit Account	0.00	0.00	0.00	0.00	0.00	0.00	0.00	0.00	0.00	0.00	0.00	0.00	0.00	0.00	0.00	0.00	0.00	0.00	0.00	0.00	0.00	0.00	0.00	0.00	0.00	0.00	0.00	0.00	0.00	0.00	0.00	0.00				
Notice of Transfer Allocations (NTA)	0.00	3,270,000.00	0.00	0.00	3,270,000.00	0.00	0.00	0.00	0.00	0.00	0.00	0.00	0.00	0.00	0.00	0.00	0.00	0.00	0.00	0.00	0.00	0.00	0.00	0.00	0.00	0.00	0.00	0.00	0.00	0.00	0.00	0.00				
MDS Checks Issued	0.00	3,270,000.00	0.00	0.00	3,270,000.00	0.00	0.00	0.00	0.00	0.00	0.00	0.00	0.00	0.00	0.00	0.00	0.00	0.00	0.00	0.00	0.00	0.00	0.00	0.00	0.00	0.00	0.00	0.00	0.00	0.00	0.00					
Advice to Debit Account	0.00	0.00	0.00	0.00	0.00	0.00	0.00	0.00	0.00	0.00	0.00	0.00	0.00	0.00	0.00	0.00	0.00	0.00	0.00	0.00	0.00	0.00	0.00	0.00	0.00	0.00	0.00	0.00	0.00	0.00	0.00					
Working Fund for FAPs	0.00	0.00	0.00	0.00	0.00	0.00	0.00	0.00	0.00	0.00	0.00	0.00	0.00	0.00	0.00	0.00	0.00	0.00	0.00	0.00	0.00	0.00	0.00	0.00	0.00	0.00	0.00	0.00	0.00	0.00	0.00					
Cash Disbursement Ceiling (CDC)	0.00	0.00	0.00	0.00	0.00	0.00	0.00	0.00	0.00	0.00	0.00	0.00	0.00	0.00	0.00	0.00	0.00	0.00	0.00	0.00	0.00	0.00	0.00	0.00	0.00	0.00	0.00	0.00	0.00	0.00	0.00					
TOTAL CASH DISBURSEMENTS	0.00	3,270,000.00	0.00	0.00	3,270,000.00	0.00	0.00	0.00	0.00	0.00	0.00	0.00	0.00	0.00	0.00	0.00	0.00	0.00	0.00	0.00	0.00	0.00	0.00	0.00	0.00	0.00	0.00	0.00	0.00	0.00	0.00					
NON-CASH DISBURSEMENTS	0.00	0.00	0.00	0.00	0.00	0.00	0.00	0.00	0.00	0.00	0.00	0.00	0.00	0.00	0.00	0.00	0.00	0.00	0.00	0.00	0.00	0.00	0.00	0.00	0.00	0.00	0.00	0.00	0.00	0.00	0.00					
Tax Remittance Advances Issued (TRA)	0.00	0.00	0.00	0.00	0.00	0.00	0.00	0.00	0.00	0.00	0.00	0.00	0.00	0.00	0.00	0.00	0.00	0.00	0.00	0.00	0.00	0.00	0.00	0.00	0.00	0.00	0.00	0.00	0.00	0.00	0.00					
TOTAL NON-CASH DISBURSEMENTS	0.00	0.00	0.00	0.00	0.00	0.00	0.00	0.00	0.00	0.00	0.00	0.00	0.00	0.00	0.00	0.00	0.00	0.00	0.00	0.00	0.00	0.00	0.00	0.00	0.00	0.00	0.00	0.00	0.00	0.00	0.00					
GRAND TOTAL	0.00	3,270,000.00	0.00	0.00	3,270,000.00	0.00	0.00	0.00	0.00	0.00	0.00	0.00	0.00	0.00	0.00	0.00	0.00	0.00	0.00	0.00	0.00	0.00	0.00	0.00	0.00	0.00	0.00	0.00	0.00	0.00	0.00					

SUMMARY

Particulars	(1)	(2)	(3)	(4)
Total Disbursement Authorities Received	50,000.00	3,480,000.00	3,540,000.00	3,540,000.00
NCA	50,000.00	3,480,000.00	3,540,000.00	3,540,000.00
NTA	0.00	0.00	0.00	0.00
Working Fund	0.00	0.00	0.00	0.00
TRA	0.00	0.00	0.00	0.00
GDC	0.00	0.00	0.00	0.00
NCAA	0.00	0.00	0.00	0.00
Loss: Netion of Transfer of Allocations (NTA) Issued	0.00	0.00	0.00	0.00
Total Disbursement Authorities Available	50,000.00	3,480,000.00	3,540,000.00	3,540,000.00
Loss:	0.00	0.00	0.00	0.00
Lapsed HCA	0.00	0.00	0.00	0.00
Disbursements	50,000.00	3,270,000.00	3,320,000.00	3,320,000.00
Balance of Disbursement Authorities as at date	0.00	220,000.00	220,000.00	220,000.00
Total Disbursements Program	50,000.00	3,480,000.00	3,540,000.00	3,540,000.00
Loss: *Actual Disbursements	50,000.00	3,270,000.00	3,320,000.00	3,320,000.00
(Over)/Under spending	0.00	220,000.00	220,000.00	220,000.00

Notes: * The use of NTA is discouraged
 Notes: ** Amounts should tally with the grand total disbursement (column 27).

[Signature]
GUILLERMO E. ESCOBAR
JURISTEL. M. VAJARDO
 Accountant

[Signature]
RICO E. GAURIN
 Chief, Administrative Division

[Signature]
ATTY. ANBALDO E. ESCOBAR JR. CESO V
 Regional Director

Date: _____ Date: _____ Date: _____

MONTHLY REPORT OF DISBURSEMENTS
For the month of March 2024

Department of the Interior and Local Government (DILG)
 Agency/Entity : Office of the Secretary
 Operating Unit : Regional Office - V
 Organization Code (UACS) : 14 001 030005
 Fund Cluster : 01 - Regular Agency Fund



Particulars	Current Year Budget					Prior Year's Accounts										Trust Liabilities				Remarks	
	PS	MOOE	FinE	CO	TOTAL	PS	MOOE	FinE	CO	TOTAL	PS	MOOE	FinE	CO	TOTAL	PS	MOOE	FinE	CO		TOTAL
CASH DISBURSEMENTS	22,566,534.58	16,368,414.61	0.00	0.00	38,934,949.19	0.00	0.00	0.00	0.00	0.00	0.00	0.00	0.00	0.00	0.00	22,566,534.58	16,368,414.61	0.00	0.00	38,934,949.19	
Notice of Cash Allocation (NCA)	0.00	0.00	0.00	0.00	0.00	0.00	0.00	0.00	0.00	0.00	0.00	0.00	0.00	0.00	0.00	0.00	0.00	0.00	0.00	0.00	
MDS Checks Issued	0.00	0.00	0.00	0.00	0.00	0.00	0.00	0.00	0.00	0.00	0.00	0.00	0.00	0.00	0.00	0.00	0.00	0.00	0.00	0.00	
Advice to Debit Account	0.00	0.00	0.00	0.00	0.00	0.00	0.00	0.00	0.00	0.00	0.00	0.00	0.00	0.00	0.00	0.00	0.00	0.00	0.00	0.00	
Notice of Transfer Allocations (NTA)	22,566,534.58	16,368,414.61	0.00	0.00	38,934,949.19	0.00	0.00	0.00	0.00	0.00	0.00	0.00	0.00	0.00	0.00	22,566,534.58	16,368,414.61	0.00	0.00	38,934,949.19	
MDS Checks Issued	0.00	8,784,517.73	0.00	0.00	8,784,517.73	0.00	0.00	0.00	0.00	0.00	0.00	0.00	0.00	0.00	0.00	0.00	8,784,517.73	0.00	0.00	8,784,517.73	
Advice to Debit Account	22,566,534.58	7,583,898.88	0.00	0.00	30,150,431.46	0.00	0.00	0.00	0.00	0.00	0.00	0.00	0.00	0.00	0.00	22,566,534.58	7,583,898.88	0.00	0.00	30,150,431.46	
Working Fund for FAPs	0.00	0.00	0.00	0.00	0.00	0.00	0.00	0.00	0.00	0.00	0.00	0.00	0.00	0.00	0.00	0.00	0.00	0.00	0.00	0.00	
Cash Disbursement Ceiling (CDC)	0.00	0.00	0.00	0.00	0.00	0.00	0.00	0.00	0.00	0.00	0.00	0.00	0.00	0.00	0.00	0.00	0.00	0.00	0.00	0.00	
TOTAL CASH DISBURSEMENTS	22,566,534.58	16,368,414.61	0.00	0.00	38,934,949.19	0.00	0.00	0.00	0.00	0.00	0.00	0.00	0.00	0.00	0.00	22,566,534.58	16,368,414.61	0.00	0.00	38,934,949.19	
NON-CASH DISBURSEMENTS	2,060,926.06	348,329.14	0.00	0.00	2,409,255.20	0.00	0.00	0.00	0.00	0.00	0.00	0.00	0.00	0.00	0.00	2,060,926.06	348,329.14	0.00	0.00	2,409,255.20	
Tax Remittance Advice Issued (TRA)	2,060,926.06	348,329.14	0.00	0.00	2,409,255.20	0.00	0.00	0.00	0.00	0.00	0.00	0.00	0.00	0.00	0.00	2,060,926.06	348,329.14	0.00	0.00	2,409,255.20	
TOTAL NON-CASH DISBURSEMENTS	2,060,926.06	348,329.14	0.00	0.00	2,409,255.20	0.00	0.00	0.00	0.00	0.00	0.00	0.00	0.00	0.00	0.00	2,060,926.06	348,329.14	0.00	0.00	2,409,255.20	
GRAND TOTAL	24,627,460.64	16,716,743.75	0.00	0.00	41,344,204.39	0.00	0.00	0.00	0.00	0.00	0.00	0.00	0.00	0.00	0.00	24,627,460.64	16,716,743.75	0.00	0.00	41,344,204.39	

Particulars	Previous Report					This Month				As at Date			
	(1)	(2)	(3)	(4)	(5)	(6)	(7)	(8)	(9)	(10)	(11)	(12)	(13)
Total Disbursement Authorities Received	64,404,819.54	28,989,537.10	93,374,356.64			64,404,819.54	28,989,537.10	93,374,356.64					
NCA	56,722,206.00	20,961,000.00	77,683,206.00			56,722,206.00	20,961,000.00	77,683,206.00					
NTA	3,954,418.54	5,569,281.90	9,553,700.44			3,954,418.54	5,569,281.90	9,553,700.44					
Working Fund	0.00	0.00	0.00			0.00	0.00	0.00					
TRA	3,728,186.00	2,409,255.20	6,137,451.20			3,728,186.00	2,409,255.20	6,137,451.20					
Leas: Notice of Transfer of Allocations (NTA) Issued	0.00	0.00	0.00			0.00	0.00	0.00					
Total Disbursement Authorities Available	64,404,819.54	28,989,537.10	93,374,356.64			64,404,819.54	28,989,537.10	93,374,356.64					
Leas:	0.00	0.00	0.00			0.00	0.00	0.00					
Lapsed NCA	0.00	0.00	0.00			0.00	0.00	0.00					
Disbursements	52,030,152.25	41,344,204.39	93,374,356.64			52,030,152.25	41,344,204.39	93,374,356.64					
Balance of Disbursement Authorities as at date	12,374,667.29	(12,374,667.29)	0.00			12,374,667.29	(12,374,667.29)	0.00					
Total Disbursements Program	64,404,819.54	28,989,537.10	93,374,356.64			64,404,819.54	28,989,537.10	93,374,356.64					
Leas: Actual Disbursements	52,030,152.25	41,344,204.39	93,374,356.64			52,030,152.25	41,344,204.39	93,374,356.64					
(Over)/Under spending	12,374,667.29	(12,374,667.29)	0.00			12,374,667.29	(12,374,667.29)	0.00					

Notes: * The use of NTA is discouraged
 Notes: ** Amounts should tally with the grand total disbursement (column 27).

Certified Contract:
 JUMIEGEMAR ARBO
 CIC - Regional Accountant

Recommended Approval:
 RICOFER G. ARBO
 Chief, Administrative Office

Approved By:
 ATTY. ARNALDO ESCOBAR, JR. CESO V
 Regional Accountant

MONTHLY REPORT OF DISBURSEMENTS
For the month of March 2024

Department : Department of the Interior and Local Government (DILG)
Agency/Entity : Office of the Secretary
Operating Unit : Regional Office - V
Organization Code (UACS) : 14 001 0300005
Fund Cluster : 07 - Trust Receipts


 RICO E. GAYRANO
 Chief, Administrative Office
 APR 12 2024

Particulars	Current Year Budget					Prior Year's Accounts Payable					Current Year's Accounts Payable					SUB-TOTAL					Trust Liabilities					REMARKS		
	PS	MOOE	FINEX	CO	TOTAL	PS	MOOE	FINEX	CO	TOTAL	PS	MUO	FINEX	CO	TOTAL	PS	MOOE	FINEX	CO	TOTAL	PS	MOOE	FINEX	CO	TOTAL			
CASH DISBURSEMENTS	0.00	50,000.00	0.00	0.00	50,000.00	0.00	0.00	0.00	0.00	0.00	0.00	0.00	0.00	0.00	0.00	0.00	0.00	0.00	0.00	0.00	0.00	50,000.00	0.00	0.00	0.00	0.00	50,000.00	
Notice of Cash Allocation (NCA)	0.00	50,000.00	0.00	0.00	50,000.00	0.00	0.00	0.00	0.00	0.00	0.00	0.00	0.00	0.00	0.00	0.00	0.00	0.00	0.00	0.00	0.00	50,000.00	0.00	0.00	0.00	0.00	50,000.00	
MDS Checks Issued	0.00	0.00	0.00	0.00	0.00	0.00	0.00	0.00	0.00	0.00	0.00	0.00	0.00	0.00	0.00	0.00	0.00	0.00	0.00	0.00	0.00	0.00	0.00	0.00	0.00	0.00	0.00	
Advice to Debit Account	0.00	50,000.00	0.00	0.00	50,000.00	0.00	0.00	0.00	0.00	0.00	0.00	0.00	0.00	0.00	0.00	0.00	0.00	0.00	0.00	0.00	0.00	50,000.00	0.00	0.00	0.00	0.00	50,000.00	
Notice of Transfer Allocations (NTA)	0.00	0.00	0.00	0.00	0.00	0.00	0.00	0.00	0.00	0.00	0.00	0.00	0.00	0.00	0.00	0.00	0.00	0.00	0.00	0.00	0.00	0.00	0.00	0.00	0.00	0.00	0.00	
MDS Checks Issued	0.00	0.00	0.00	0.00	0.00	0.00	0.00	0.00	0.00	0.00	0.00	0.00	0.00	0.00	0.00	0.00	0.00	0.00	0.00	0.00	0.00	0.00	0.00	0.00	0.00	0.00	0.00	
Advice to Debit Account	0.00	0.00	0.00	0.00	0.00	0.00	0.00	0.00	0.00	0.00	0.00	0.00	0.00	0.00	0.00	0.00	0.00	0.00	0.00	0.00	0.00	0.00	0.00	0.00	0.00	0.00	0.00	
Working Fund for FAFs	0.00	0.00	0.00	0.00	0.00	0.00	0.00	0.00	0.00	0.00	0.00	0.00	0.00	0.00	0.00	0.00	0.00	0.00	0.00	0.00	0.00	0.00	0.00	0.00	0.00	0.00	0.00	
Cash Disbursement Ceiling (CDC)	0.00	0.00	0.00	0.00	0.00	0.00	0.00	0.00	0.00	0.00	0.00	0.00	0.00	0.00	0.00	0.00	0.00	0.00	0.00	0.00	0.00	0.00	0.00	0.00	0.00	0.00	0.00	
TOTAL CASH DISBURSEMENTS	0.00	50,000.00	0.00	0.00	50,000.00	0.00	0.00	0.00	0.00	0.00	0.00	0.00	0.00	0.00	0.00	0.00	0.00	0.00	0.00	0.00	0.00	50,000.00	0.00	0.00	0.00	0.00	50,000.00	
NON-CASH DISBURSEMENTS	0.00	0.00	0.00	0.00	0.00	0.00	0.00	0.00	0.00	0.00	0.00	0.00	0.00	0.00	0.00	0.00	0.00	0.00	0.00	0.00	0.00	0.00	0.00	0.00	0.00	0.00	0.00	
Tax Rent/Advance Issued (TRA)	0.00	0.00	0.00	0.00	0.00	0.00	0.00	0.00	0.00	0.00	0.00	0.00	0.00	0.00	0.00	0.00	0.00	0.00	0.00	0.00	0.00	0.00	0.00	0.00	0.00	0.00	0.00	
TOTAL NON-CASH DISBURSEMENTS	0.00	0.00	0.00	0.00	0.00	0.00	0.00	0.00	0.00	0.00	0.00	0.00	0.00	0.00	0.00	0.00	0.00	0.00	0.00	0.00	0.00	0.00	0.00	0.00	0.00	0.00	0.00	
GRAND TOTAL	0.00	50,000.00	0.00	0.00	50,000.00	0.00	0.00	0.00	0.00	0.00	0.00	0.00	0.00	0.00	0.00	0.00	0.00	0.00	0.00	0.00	0.00	50,000.00	0.00	0.00	0.00	0.00	50,000.00	

SUMMARY

Particulars	Current Year Budget		Prior Year's Accounts Payable		Current Year's Accounts Payable		SUB-TOTAL		Trust Liabilities	
	(1)	(2)	(3)	(4)	(5)	(6)	(7)	(8)	(9)	(10)
Total Disbursement Authorities Received	50,000.00	50,000.00	0.00	50,000.00	0.00	50,000.00	50,000.00	0.00	0.00	0.00
NCA	50,000.00	50,000.00	0.00	50,000.00	0.00	50,000.00	50,000.00	0.00	0.00	0.00
NTA	0.00	0.00	0.00	0.00	0.00	0.00	0.00	0.00	0.00	0.00
Working Fund	0.00	0.00	0.00	0.00	0.00	0.00	0.00	0.00	0.00	0.00
TRA	0.00	0.00	0.00	0.00	0.00	0.00	0.00	0.00	0.00	0.00
CDC	0.00	0.00	0.00	0.00	0.00	0.00	0.00	0.00	0.00	0.00
NCAA	0.00	0.00	0.00	0.00	0.00	0.00	0.00	0.00	0.00	0.00
Less: Notice of Transfer of Allocations (NTA)* Issued	0.00	0.00	0.00	0.00	0.00	0.00	0.00	0.00	0.00	0.00
Total Disbursement Authorities Available	50,000.00	50,000.00	0.00	50,000.00	0.00	50,000.00	50,000.00	0.00	0.00	0.00
Less:	0.00	0.00	0.00	0.00	0.00	0.00	0.00	0.00	0.00	0.00
Lapsed NCA	0.00	0.00	0.00	0.00	0.00	0.00	0.00	0.00	0.00	0.00
Disbursements	0.00	0.00	0.00	0.00	0.00	0.00	0.00	0.00	0.00	0.00
Balance of Disbursement Authorities as at date	50,000.00	50,000.00	0.00	50,000.00	0.00	50,000.00	50,000.00	0.00	0.00	0.00
Total Disbursements Program	50,000.00	50,000.00	0.00	50,000.00	0.00	50,000.00	50,000.00	0.00	0.00	0.00
Less: * Actual Disbursements	0.00	0.00	0.00	50,000.00	50,000.00	0.00	50,000.00	0.00	0.00	0.00
(Over)/Under spending		50,000.00		(50,000.00)						

Notes: * The use of NTA is discouraged
Notes: ** Amounts should tally with the grand total disbursement (column 27).

Certified correct:

 JUNIELE M. FARALDO
 CIC - Regional Accountant
 Date:

Recommending Approval:

 RICO E. GAYRANO
 Chief, Administrative Office
 Date:

Approved By:

 YVES M. ESCOBAR, JR. CESO V
 Regional Director
 Date:

MONTHLY REPORT OF DISBURSEMENTS
For the month of February 2024

Department : Department of the Interior and Local Government (DILG)
 Agency/Entity : Office of the Secretary
 Operating Unit : Regional Office - V
 Organization Code (UACS) : 14 001 0300005
 Fund Cluster : 01 - Regular Agency Fund

Particulars	Current Year Budget					Prior Year's Accounts Payable					Current Year's Accounts Payable					Trust Liabilities					Grand Total					Remarks		
	PS	MOOE	Finex	CO	TOTAL	PS	MOOE	Finex	CO	TOTAL	PS	MOOE	Finex	CO	TOTAL	PS	MOOE	Finex	CO	TOTAL	PS	MOOE	Finex	CO	TOTAL			
CASH DISBURSEMENTS	19,630,481.93	7,704,838.19	0.00	0.00	27,335,320.12	0.00	0.00	0.00	0.00	0.00	0.00	0.00	0.00	0.00	0.00	19,630,481.93	7,704,838.19	0.00	0.00	27,335,320.12	19,630,481.93	7,704,838.19	0.00	0.00	27,335,320.12			
Notice of Cash Allocation (NCA)	19,630,481.93	7,244,550.55	0.00	0.00	26,875,032.48	0.00	0.00	0.00	0.00	0.00	0.00	0.00	0.00	0.00	0.00	19,630,481.93	7,244,550.55	0.00	0.00	26,875,032.48	19,630,481.93	7,244,550.55	0.00	0.00	26,875,032.48			
MDS Checks Issued	0.00	0.00	0.00	0.00	0.00	0.00	0.00	0.00	0.00	0.00	0.00	0.00	0.00	0.00	0.00	0.00	0.00	0.00	0.00	0.00	0.00	0.00	0.00	0.00	0.00	0.00	0.00	
Advance to Debit Account	19,630,481.93	7,244,550.55	0.00	0.00	26,875,032.48	0.00	0.00	0.00	0.00	0.00	0.00	0.00	0.00	0.00	0.00	19,630,481.93	7,244,550.55	0.00	0.00	26,875,032.48	19,630,481.93	7,244,550.55	0.00	0.00	26,875,032.48			
Notice of Transfer Allocations (NTA)	0.00	480,277.64	0.00	0.00	480,277.64	0.00	0.00	0.00	0.00	0.00	0.00	0.00	0.00	0.00	0.00	0.00	0.00	0.00	0.00	0.00	0.00	0.00	0.00	0.00	0.00	0.00	0.00	
MDS Checks Issued	0.00	480,277.64	0.00	0.00	480,277.64	0.00	0.00	0.00	0.00	0.00	0.00	0.00	0.00	0.00	0.00	0.00	0.00	0.00	0.00	0.00	0.00	0.00	0.00	0.00	0.00	0.00	0.00	
Advance to Debit Account	0.00	480,277.64	0.00	0.00	480,277.64	0.00	0.00	0.00	0.00	0.00	0.00	0.00	0.00	0.00	0.00	0.00	0.00	0.00	0.00	0.00	0.00	0.00	0.00	0.00	0.00	0.00	0.00	
Working Fund for FAPs	0.00	0.00	0.00	0.00	0.00	0.00	0.00	0.00	0.00	0.00	0.00	0.00	0.00	0.00	0.00	0.00	0.00	0.00	0.00	0.00	0.00	0.00	0.00	0.00	0.00	0.00	0.00	
Cash Disbursement Ceiling (CDC)	0.00	0.00	0.00	0.00	0.00	0.00	0.00	0.00	0.00	0.00	0.00	0.00	0.00	0.00	0.00	0.00	0.00	0.00	0.00	0.00	0.00	0.00	0.00	0.00	0.00	0.00	0.00	
TOTAL CASH DISBURSEMENTS	19,630,481.93	7,704,838.19	0.00	0.00	27,335,320.12	0.00	0.00	0.00	0.00	0.00	0.00	0.00	0.00	0.00	0.00	19,630,481.93	7,704,838.19	0.00	0.00	27,335,320.12	19,630,481.93	7,704,838.19	0.00	0.00	27,335,320.12			
NON-CASH DISBURSEMENTS	1,575,380.35	332,288.00	0.00	0.00	1,907,668.35	0.00	0.00	0.00	0.00	0.00	0.00	0.00	0.00	0.00	0.00	1,575,380.35	332,288.00	0.00	0.00	1,907,668.35	1,575,380.35	332,288.00	0.00	0.00	1,907,668.35			
Tax Remittance Advance Issued (TRA)	1,575,380.35	332,288.00	0.00	0.00	1,907,668.35	0.00	0.00	0.00	0.00	0.00	0.00	0.00	0.00	0.00	0.00	1,575,380.35	332,288.00	0.00	0.00	1,907,668.35	1,575,380.35	332,288.00	0.00	0.00	1,907,668.35			
TOTAL NON-CASH DISBURSEMENTS	1,575,380.35	332,288.00	0.00	0.00	1,907,668.35	0.00	0.00	0.00	0.00	0.00	0.00	0.00	0.00	0.00	0.00	1,575,380.35	332,288.00	0.00	0.00	1,907,668.35	1,575,380.35	332,288.00	0.00	0.00	1,907,668.35			
GRAND TOTAL	21,205,862.28	8,037,126.19	0.00	0.00	29,242,988.47	0.00	0.00	0.00	0.00	0.00	0.00	0.00	0.00	0.00	0.00	21,205,862.28	8,037,126.19	0.00	0.00	29,242,988.47	21,205,862.28	8,037,126.19	0.00	0.00	29,242,988.47			

SUMMARY

Particulars	Previous Report		This Month		As at Date	
	(1)	(2)	(3)	(4)	(5)	(6)
Total Disbursement Authorities Received	22,899,893.65	41,505,125.89	64,404,819.54			
NCA	20,964,000.00	35,756,205.00	56,722,205.00			
NFA	115,166.00	3,839,252.54	3,954,418.54			
Working Fund	0.00	0.00	0.00			
TRA	1,820,527.65	1,907,668.35	3,728,196.00			
Less: Notice of Transfer of Allocations (NTA)* Issued	0.00	0.00	0.00			
Total Disbursement Authorities Available	22,899,893.65	41,505,125.89	64,404,819.54			
Less:	0.00	0.00	0.00			
Lapsed NCA	0.00	0.00	0.00			
Disbursements	22,787,163.78	29,242,988.47	52,030,152.25			
Balance of Disbursement Authorities as at date	112,509.87	12,262,157.42	12,374,667.29			
Total Disbursements Program	22,809,693.65	41,505,125.89	64,404,819.54			
Less: Actual Disbursements	22,787,163.78	29,242,988.47	52,030,152.25			
(Over)/Under spending	112,509.87	12,262,157.42	12,374,667.29			

Notes: * The use of NTA is discouraged
 Notes: ** Amounts should tally with the grand total disbursement (column 27).
 Certified Officer:
JUNECEL M. PALMICO
 OIC - Regional Accountant
 Date: _____

Recommending Approval:
RICO E. CALIBINO
 Chief Administrative Officer
 Date: _____

Approved By:
[Signature]
 ATTY. ARNALDO E. ESCOBER, JR.
 Regional Director
 Date: _____



MONTHLY REPORT OF DISBURSEMENTS
For the month of February 2024

Department : Department of the Interior and Local Government (DILG)
 Agency/Entity : Office of the Secretary
 Operating Unit : Regional Office - V
 Organization Code (UACS) : 14 001 0300005
 Fund Cluster : 07 - Trust Receipts

Particulars	Current Year Budget					Prior Year's Budget					Current Year's Accounts Payable					Prior Year's Accounts Payable					Trust Liabilities					Grand Total					Remarks
	PS	MOOE	FinEx	CO	TOTAL	PS	MOOE	FinEx	CO	TOTAL	PS	MOOE	FinEx	CO	TOTAL	PS	MOOE	FinEx	CO	TOTAL	PS	MOOE	FinEx	CO	TOTAL						
CASH DISBURSEMENTS	0.00	0.00	0.00	0.00	0.00	0.00	0.00	0.00	0.00	0.00	0.00	0.00	0.00	0.00	0.00	0.00	0.00	0.00	0.00	0.00	0.00	0.00	0.00	0.00	0.00	0.00	0.00	0.00	0.00		
Notice of Cash Allocation (NCA)	0.00	0.00	0.00	0.00	0.00	0.00	0.00	0.00	0.00	0.00	0.00	0.00	0.00	0.00	0.00	0.00	0.00	0.00	0.00	0.00	0.00	0.00	0.00	0.00	0.00	0.00	0.00	0.00	0.00		
MDS Checks Issued	0.00	0.00	0.00	0.00	0.00	0.00	0.00	0.00	0.00	0.00	0.00	0.00	0.00	0.00	0.00	0.00	0.00	0.00	0.00	0.00	0.00	0.00	0.00	0.00	0.00	0.00	0.00	0.00	0.00		
Advice to Debit Account	0.00	0.00	0.00	0.00	0.00	0.00	0.00	0.00	0.00	0.00	0.00	0.00	0.00	0.00	0.00	0.00	0.00	0.00	0.00	0.00	0.00	0.00	0.00	0.00	0.00	0.00	0.00	0.00	0.00		
Notice of Transfer Allocations (NTA)	0.00	0.00	0.00	0.00	0.00	0.00	0.00	0.00	0.00	0.00	0.00	0.00	0.00	0.00	0.00	0.00	0.00	0.00	0.00	0.00	0.00	0.00	0.00	0.00	0.00	0.00	0.00	0.00	0.00		
MDS Checks Issued	0.00	0.00	0.00	0.00	0.00	0.00	0.00	0.00	0.00	0.00	0.00	0.00	0.00	0.00	0.00	0.00	0.00	0.00	0.00	0.00	0.00	0.00	0.00	0.00	0.00	0.00	0.00	0.00	0.00		
Advice to Debit Account	0.00	0.00	0.00	0.00	0.00	0.00	0.00	0.00	0.00	0.00	0.00	0.00	0.00	0.00	0.00	0.00	0.00	0.00	0.00	0.00	0.00	0.00	0.00	0.00	0.00	0.00	0.00	0.00	0.00		
Working Fund for FAPs	0.00	0.00	0.00	0.00	0.00	0.00	0.00	0.00	0.00	0.00	0.00	0.00	0.00	0.00	0.00	0.00	0.00	0.00	0.00	0.00	0.00	0.00	0.00	0.00	0.00	0.00	0.00	0.00	0.00		
Cash Disbursement Ceiling (CDC)	0.00	0.00	0.00	0.00	0.00	0.00	0.00	0.00	0.00	0.00	0.00	0.00	0.00	0.00	0.00	0.00	0.00	0.00	0.00	0.00	0.00	0.00	0.00	0.00	0.00	0.00	0.00	0.00	0.00		
TOTAL CASH DISBURSEMENTS	0.00	0.00	0.00	0.00	0.00	0.00	0.00	0.00	0.00	0.00	0.00	0.00	0.00	0.00	0.00	0.00	0.00	0.00	0.00	0.00	0.00	0.00	0.00	0.00	0.00	0.00	0.00	0.00	0.00		
NON-CASH DISBURSEMENTS	0.00	0.00	0.00	0.00	0.00	0.00	0.00	0.00	0.00	0.00	0.00	0.00	0.00	0.00	0.00	0.00	0.00	0.00	0.00	0.00	0.00	0.00	0.00	0.00	0.00	0.00	0.00	0.00	0.00		
Tax Remittance Advances Issued (TRA)	0.00	0.00	0.00	0.00	0.00	0.00	0.00	0.00	0.00	0.00	0.00	0.00	0.00	0.00	0.00	0.00	0.00	0.00	0.00	0.00	0.00	0.00	0.00	0.00	0.00	0.00	0.00	0.00	0.00		
TOTAL NON-CASH DISBURSEMENTS	0.00	0.00	0.00	0.00	0.00	0.00	0.00	0.00	0.00	0.00	0.00	0.00	0.00	0.00	0.00	0.00	0.00	0.00	0.00	0.00	0.00	0.00	0.00	0.00	0.00	0.00	0.00	0.00	0.00		
GRAND TOTAL	0.00	0.00	0.00	0.00	0.00	0.00	0.00	0.00	0.00	0.00	0.00	0.00	0.00	0.00	0.00	0.00	0.00	0.00	0.00	0.00	0.00	0.00	0.00	0.00	0.00	0.00	0.00	0.00	0.00		

SUMMARY

Particulars	Previous Report (1)	This Month (2)	As at Date (3)	As at Date (4)
Total Disbursement Authorities Received	0.00	50,000.00	50,000.00	50,000.00
NCA	0.00	50,000.00	50,000.00	50,000.00
NTA	0.00	0.00	0.00	0.00
Working Fund	0.00	0.00	0.00	0.00
TRA	0.00	0.00	0.00	0.00
CDC	0.00	0.00	0.00	0.00
NCAA	0.00	0.00	0.00	0.00
Less: Notice of Transfer of Allocations (NTA)' Issued	0.00	0.00	0.00	0.00
Total Disbursement Authorities Available	0.00	50,000.00	50,000.00	50,000.00
Less:	0.00	0.00	0.00	0.00
Lapsed NCA	0.00	0.00	0.00	0.00
Balance of Disbursement Authorities as at date	0.00	50,000.00	50,000.00	50,000.00
Total Disbursements Program	0.00	0.00	0.00	0.00
Less: Actual Disbursements	0.00	0.00	0.00	0.00
(Over)/Under spending	0.00	0.00	0.00	0.00

Notes: * The use of TRA is discouraged
 Notes: ** Amounts should tally with the grand total disbursement (column 27).

Certified Correct:

 JUNIECER M. EDUARDO
 OIC - Regional Accountant
 Date

Recommending Approval:

 RICO F. SAUBINO
 Chief Administrative Officer
 Date

Approved By:

 ATTY. ARNALDO E. ESCOBAR, JR.
 Regional Director
 Date



MONTHLY REPORT OF DISBURSEMENTS
For the month of January 2024

Department : Department of the Interior and Local Government (DILG)
 Agency/Entity : Office of the Secretary
 Operating Unit : Regional Office - V
 Organization Code (UACS) : 14 001 0300005
 Fund Cluster : 01 - Regular Agency Fund

Particulars	Current Year Budget					Prior Year's Accounts Payable					Current Year's Budget					Prior Year's Accounts Payable					Trust Liabilities					Grand Total					Remarks
	PS	MOOE	FinEX	CO	TOTAL	PS	MOOE	FinEX	CO	TOTAL	PS	MOOE	FinEX	CO	TOTAL	PS	MOOE	FinEX	CO	TOTAL	PS	MOOE	FinEX	CO	TOTAL						
CASH DISBURSEMENTS	1	2	3	4	5	6=(1+3+4+5)	7	8	9	10	11=(7+8+9+10)	12	13	14	15	16=(11+12+13+14+15)	17=(1+11)	18=(6+17)	19	20	21	22=(19+20+21)	23	24	25	26	27=(23+24+25+26)	28			
Notice of Cash Allocation (NCA)	15,845,072.10	5,142,548.03	0.00	0.00	20,987,620.13	0.00	0.00	0.00	0.00	0.00	0.00	0.00	0.00	0.00	0.00	0.00	0.00	20,987,620.13	0.00	0.00	0.00	0.00	20,987,620.13	0.00	0.00	0.00	0.00	20,987,620.13			
MDS Checks Issued	20,964.00	0.00	0.00	0.00	20,964.00	0.00	0.00	0.00	0.00	0.00	0.00	0.00	0.00	0.00	0.00	0.00	0.00	20,964.00	0.00	0.00	0.00	0.00	20,964.00	0.00	0.00	0.00	0.00	20,964.00			
Advice to Debit Account	20,964.00	0.00	0.00	0.00	20,964.00	0.00	0.00	0.00	0.00	0.00	0.00	0.00	0.00	0.00	0.00	0.00	0.00	20,964.00	0.00	0.00	0.00	0.00	20,964.00	0.00	0.00	0.00	0.00	20,964.00			
Notice of Transfer Allocations (NTA)	15,024,108.10	5,142,548.03	0.00	0.00	20,966,656.13	0.00	0.00	0.00	0.00	0.00	0.00	0.00	0.00	0.00	0.00	0.00	0.00	20,966,656.13	0.00	0.00	0.00	0.00	0.00	20,966,656.13	0.00	0.00	0.00	0.00	20,966,656.13		
MDS Checks Issued	0.00	181,227.59	0.00	0.00	181,227.59	0.00	0.00	0.00	0.00	0.00	0.00	0.00	0.00	0.00	0.00	0.00	0.00	181,227.59	0.00	0.00	0.00	0.00	0.00	181,227.59	0.00	0.00	0.00	0.00	181,227.59		
Advice to Debit Account	45,824,108.10	4,961,320.44	0.00	0.00	50,785,428.54	0.00	0.00	0.00	0.00	0.00	0.00	0.00	0.00	0.00	0.00	0.00	0.00	50,785,428.54	0.00	0.00	0.00	0.00	0.00	50,785,428.54	0.00	0.00	0.00	0.00	50,785,428.54		
Working Fund for FAPs	0.00	0.00	0.00	0.00	0.00	0.00	0.00	0.00	0.00	0.00	0.00	0.00	0.00	0.00	0.00	0.00	0.00	0.00	0.00	0.00	0.00	0.00	0.00	0.00	0.00	0.00	0.00	0.00	0.00		
Cash Disbursement Ceiling (CDC)	0.00	0.00	0.00	0.00	0.00	0.00	0.00	0.00	0.00	0.00	0.00	0.00	0.00	0.00	0.00	0.00	0.00	0.00	0.00	0.00	0.00	0.00	0.00	0.00	0.00	0.00	0.00	0.00	0.00		
TOTAL CASH DISBURSEMENTS	15,845,072.10	5,142,548.03	0.00	0.00	20,987,620.13	0.00	0.00	0.00	0.00	0.00	0.00	0.00	0.00	0.00	0.00	0.00	0.00	20,987,620.13	0.00	0.00	0.00	0.00	0.00	20,987,620.13	0.00	0.00	0.00	0.00	20,987,620.13		
NON-CASH DISBURSEMENTS	1,820,527.65	0.00	0.00	0.00	1,820,527.65	0.00	0.00	0.00	0.00	0.00	0.00	0.00	0.00	0.00	0.00	0.00	0.00	1,820,527.65	0.00	0.00	0.00	0.00	0.00	1,820,527.65	0.00	0.00	0.00	0.00	1,820,527.65		
Tax Remittance Advices Issued (TRA)	1,820,527.65	0.00	0.00	0.00	1,820,527.65	0.00	0.00	0.00	0.00	0.00	0.00	0.00	0.00	0.00	0.00	0.00	0.00	1,820,527.65	0.00	0.00	0.00	0.00	0.00	1,820,527.65	0.00	0.00	0.00	0.00	1,820,527.65		
TOTAL NON-CASH DISBURSEMENTS	1,820,527.65	0.00	0.00	0.00	1,820,527.65	0.00	0.00	0.00	0.00	0.00	0.00	0.00	0.00	0.00	0.00	0.00	0.00	1,820,527.65	0.00	0.00	0.00	0.00	0.00	1,820,527.65	0.00	0.00	0.00	0.00	1,820,527.65		
GRAND TOTAL	17,665,599.75	5,142,548.03	0.00	0.00	22,808,147.78	0.00	0.00	0.00	0.00	0.00	0.00	0.00	0.00	0.00	0.00	0.00	0.00	22,808,147.78	0.00	0.00	0.00	0.00	0.00	22,808,147.78	0.00	0.00	0.00	0.00	22,808,147.78		

Particulars	Previous Report		This Month		As at Date	
	(1)	(2)	(3)	(4)	(5)	(6)
Total Disbursement Authorities Received	0.00	22,808,147.78	22,808,147.78	22,808,147.78	22,808,147.78	22,808,147.78
NCA	0.00	20,964.00	20,964.00	20,964.00	20,964.00	20,964.00
NTA	0.00	20,966,656.13	20,966,656.13	20,966,656.13	20,966,656.13	20,966,656.13
Working Fund	0.00	0.00	0.00	0.00	0.00	0.00
TRA	0.00	1,820,527.65	1,820,527.65	1,820,527.65	1,820,527.65	1,820,527.65
Less: Notice of Transfer of Allocations (NTA)* Issued	0.00	0.00	0.00	0.00	0.00	0.00
Total Disbursement Authorities Available	0.00	22,808,147.78	22,808,147.78	22,808,147.78	22,808,147.78	22,808,147.78
Less:	0.00	0.00	0.00	0.00	0.00	0.00
Lapsed NCA	0.00	0.00	0.00	0.00	0.00	0.00
Disbursements	0.00	22,808,147.78	22,808,147.78	22,808,147.78	22,808,147.78	22,808,147.78
Balance of Disbursement Authorities as at date	0.00	0.00	0.00	0.00	0.00	0.00
Total Disbursements Program	0.00	22,808,147.78	22,808,147.78	22,808,147.78	22,808,147.78	22,808,147.78
Less: *Actual Disbursements	0.00	22,808,147.78	22,808,147.78	22,808,147.78	22,808,147.78	22,808,147.78
(Over)/Under Spending	0.00	0.00	0.00	0.00	0.00	0.00

Notes: * The use of NTA is discouraged
 Notes: ** Amounts should tally with the grand total disbursement (column 27).

Certified Correct:

JUNIEL M. ALVARADO
 OIC-Regional Accountant
 Date:

Recommending Approval:

HILDA S. ARINALDO
 Chief Administrative Officer
 Date:

Approved By:

ARNEL E. ESCOBAR, JR.
 Regional Director
 Date:

