

For the month of August 2024
 FAR No. 4
 MONTHLY REPORT OF DISBURSEMENTS

Department : Department of the Interior and Local Government (DILG)
 Agency/Entity : Office of the Secretary
 Operating Unit : Regional Office - V
 Organization Code (UACS) : 14 001 0300005
 Fund Cluster : 01 - Regular Agency Fund
 (e.g. UACS Fund Cluster: 01-Regular Agency Fund, 02-Foreign Assisted Projects Fund, 03-Special Account-Locally Funded/Domestic Grants Fund, etc.)

Particulars	Current Year Budget					Prior Year's Budget										SUB-TOTAL	Trust Liabilities				Grand Total					Remarks		
	PS	MOOE	FinEx	CO	TOTAL	Prior Year's Accounts Payable					Current Year's Accounts Payable						PS	MOOE	CO	TOT AL	PS	MOOE	FinEx	CO	TOTAL			
						PS	MOOE	FinEx	CO	SUB-TOTAL	PS	MOOE	FinEx	CO	SUB-TOTAL												TOT AL	
1	2	3	4	5	6=(2+3+4+5)	7	8	9	10	11=(7+8+9+10)	12	13	14	15	16=(12+13+14+15)	17=(6+16)	19	20	21	22=(19+20+21+22)	23	24	25	26	27=(23+24+25+26)	28		
CASH DISBURSEMENTS	26,466,339.01	670,669.84	0.00	0.00	27,137,008.85	0.00	0.00	0.00	0.00	0.00	0.00	0.00	0.00	0.00	0.00	27,137,008.85	0.00	0.00	0.00	0.00	26,466,339.01	670,669.84	0.00	0.00	27,137,008.85			
Notice of Cash Allocation (NCA)	0.00	0.00	0.00	0.00	0.00	0.00	0.00	0.00	0.00	0.00	0.00	0.00	0.00	0.00	0.00	0.00	0.00	0.00	0.00	0.00	0.00	0.00	0.00	0.00	0.00	0.00		
MDS Checks Issued	0.00	0.00	0.00	0.00	0.00	0.00	0.00	0.00	0.00	0.00	0.00	0.00	0.00	0.00	0.00	0.00	0.00	0.00	0.00	0.00	0.00	0.00	0.00	0.00	0.00	0.00	0.00	
Advice to Debit Account	0.00	0.00	0.00	0.00	0.00	0.00	0.00	0.00	0.00	0.00	0.00	0.00	0.00	0.00	0.00	0.00	0.00	0.00	0.00	0.00	0.00	0.00	0.00	0.00	0.00	0.00	0.00	
Notice of Transfer Allocations (NTA)	26,466,339.01	670,669.84	0.00	0.00	27,137,008.85	0.00	0.00	0.00	0.00	0.00	0.00	0.00	0.00	0.00	0.00	27,137,008.85	0.00	0.00	0.00	0.00	26,466,339.01	670,669.84	0.00	0.00	27,137,008.85			
MDS Checks Issued	6,449,256.02	670,669.84	0.00	0.00	7,119,925.86	0.00	0.00	0.00	0.00	0.00	0.00	0.00	0.00	0.00	0.00	7,119,925.86	0.00	0.00	0.00	0.00	6,449,256.02	670,669.84	0.00	0.00	7,119,925.86			
Advice to Debit Account	20,017,082.99	0.00	0.00	0.00	20,017,082.99	0.00	0.00	0.00	0.00	0.00	0.00	0.00	0.00	0.00	0.00	20,017,082.99	0.00	0.00	0.00	0.00	20,017,082.99	0.00	0.00	0.00	20,017,082.99			
Working Fund for FAPs	0.00	0.00	0.00	0.00	0.00	0.00	0.00	0.00	0.00	0.00	0.00	0.00	0.00	0.00	0.00	0.00	0.00	0.00	0.00	0.00	0.00	0.00	0.00	0.00	0.00	0.00	0.00	
Cash Disbursement Ceiling (CDC)	0.00	0.00	0.00	0.00	0.00	0.00	0.00	0.00	0.00	0.00	0.00	0.00	0.00	0.00	0.00	0.00	0.00	0.00	0.00	0.00	0.00	0.00	0.00	0.00	0.00	0.00	0.00	
TOTAL CASH DISBURSEMENTS	26,466,339.01	670,669.84	0.00	0.00	27,137,008.85	0.00	0.00	0.00	0.00	0.00	0.00	0.00	0.00	0.00	0.00	27,137,008.85	0.00	0.00	0.00	0.00	26,466,339.01	670,669.84	0.00	0.00	27,137,008.85			
NON-CASH DISBURSEMENTS	2,166,802.77	352,798.00	0.00	0.00	2,519,600.77	0.00	0.00	0.00	0.00	0.00	0.00	0.00	0.00	0.00	0.00	2,519,600.77	0.00	0.00	0.00	0.00	2,166,802.77	352,798.00	0.00	0.00	2,519,600.77			
Tax Remittance Advices Issued (TRA)	2,166,802.77	352,798.00	0.00	0.00	2,519,600.77	0.00	0.00	0.00	0.00	0.00	0.00	0.00	0.00	0.00	0.00	2,519,600.77	0.00	0.00	0.00	0.00	2,166,802.77	352,798.00	0.00	0.00	2,519,600.77			
TOTAL NON-CASH DISBURSEMENTS	2,166,802.77	352,798.00	0.00	0.00	2,519,600.77	0.00	0.00	0.00	0.00	0.00	0.00	0.00	0.00	0.00	0.00	2,519,600.77	0.00	0.00	0.00	0.00	2,166,802.77	352,798.00	0.00	0.00	2,519,600.77			
GRAND TOTAL	28,633,141.78	1,023,467.84	0.00	0.00	29,656,609.62	0.00	0.00	0.00	0.00	0.00	0.00	0.00	0.00	0.00	0.00	29,656,609.62	0.00	0.00	0.00	0.00	28,633,141.78	1,023,467.84	0.00	0.00	29,656,609.62			

SUMMARY

Particulars (1)	Previous Report (2)	This Month (3)	As at Date (4)
Total Disbursement Authorities Received	252,141,764.35	33,096,262.82	285,238,027.17
NCA	179,190,205.00	20,962,000.00	200,152,205.00
NTA	54,544,425.73	9,614,862.05	64,159,087.78
Working Fund	0.00	0.00	0.00
TRA	18,407,133.62	2,519,600.77	20,926,734.39
CDC	0.00	0.00	0.00
NCAA	0.00	0.00	0.00
Less: Notice of Transfer of Allocations (NTA)* Issued	0.00	0.00	0.00
Total Disbursement Authorities Available	252,141,764.35	33,096,262.82	285,238,027.17
Less:	0.00	0.00	0.00
Lapsed NCA	0.00	0.00	0.00
Disbursements	244,922,127.29	29,656,609.62	274,578,736.91
Balance of Disbursement Authorities as at date	7,219,637.06	3,439,653.20	10,659,290.26
Total Disbursements Program	252,141,764.35	33,096,262.82	285,238,027.17
Less: *Actual Disbursements	244,922,127.29	29,656,609.62	274,578,736.91
(Over)/Under spending	7,219,637.06	3,439,653.20	10,659,290.26

Notes: * The use of NTA is discouraged
 Notes: ** Amounts should tally with the grand total disbursement (column 27).


Certified Correct:

 JUNIECEL M. FAJARDO
 Accountant II
 Date:

Recommending Approval:

 RICO E. GAURINO
 Chief, Administrative Officer
 Date:



Approved By: 
 ATTY. ARNALDO E. ESCOBER, JR., CESO V
 Regional Director
 Date:

MONTHLY REPORT OF DISBURSEMENTS
For the month of August 2024

Department : Department of the Interior and Local Government (DILG)
 Agency/Entity : Office of the Secretary
 Operating Unit : Regional Office - V
 Organization Code (UACS) : 14 001 0300006
 Fund Cluster : 07 - Trust Receipts

(e.g. UACS Fund Cluster: 01-Regular Agency Fund, 02-Foreign Assisted Projects Fund, 03-Special Account-Locally Funded/Domestic Grants Fund, etc.)

Particulars	Current Year Budget					Prior Year's Budget											SUB-TOTAL	Trust Liabilities				Grand Total					Remarks	
	PS	MOOE	FinEx	CO	TOTAL	Prior Year's Accounts Payable					Current Year's Accounts Payable					TOTAL		PS	MCOE	CO	TOTAL	PS	MOOE	FinEx	CO	TOTAL		
						PS	MOOE	FinEx	CO	Sub-Total	PS	MOOE	FinEx	CO	Sub-Total													
1	2	3	4	5	6=(2+3+4+5)	7	8	9	10	11=(7)	12	13	14	15	16	17=(11+12+13+14+15+16)	18=(6+17)	19	20	21	22=(19+20+21)	23	24	25	26	27=(23+24+25+26)	28	
CASH DISBURSEMENTS	0.00	16,557.19	0.00	0.00	16,557.19	0.00	0.00	0.00	0.00	0.00	0.00	0.00	0.00	0.00	0.00	0.00	16,557.19	0.00	0.00	0.00	0.00	0.00	0.00	0.00	0.00	0.00	0.00	16,557.19
Notice of Cash Allocation (NCA)	0.00	0.00	0.00	0.00	0.00	0.00	0.00	0.00	0.00	0.00	0.00	0.00	0.00	0.00	0.00	0.00	0.00	0.00	0.00	0.00	0.00	0.00	0.00	0.00	0.00	0.00	0.00	0.00
MDS Checks Issued	0.00	0.00	0.00	0.00	0.00	0.00	0.00	0.00	0.00	0.00	0.00	0.00	0.00	0.00	0.00	0.00	0.00	0.00	0.00	0.00	0.00	0.00	0.00	0.00	0.00	0.00	0.00	0.00
Advice to Debit Account	0.00	0.00	0.00	0.00	0.00	0.00	0.00	0.00	0.00	0.00	0.00	0.00	0.00	0.00	0.00	0.00	0.00	0.00	0.00	0.00	0.00	0.00	0.00	0.00	0.00	0.00	0.00	0.00
Notice of Transfer Allocations (NTA)	0.00	16,557.19	0.00	0.00	16,557.19	0.00	0.00	0.00	0.00	0.00	0.00	0.00	0.00	0.00	0.00	0.00	16,557.19	0.00	0.00	0.00	0.00	0.00	0.00	0.00	0.00	0.00	0.00	16,557.19
MDS Checks Issued	0.00	0.00	0.00	0.00	0.00	0.00	0.00	0.00	0.00	0.00	0.00	0.00	0.00	0.00	0.00	0.00	0.00	0.00	0.00	0.00	0.00	0.00	0.00	0.00	0.00	0.00	0.00	0.00
Advice to Debit Account	0.00	16,557.19	0.00	0.00	16,557.19	0.00	0.00	0.00	0.00	0.00	0.00	0.00	0.00	0.00	0.00	0.00	16,557.19	0.00	0.00	0.00	0.00	0.00	0.00	0.00	0.00	0.00	0.00	16,557.19
Working Fund for FAPs	0.00	0.00	0.00	0.00	0.00	0.00	0.00	0.00	0.00	0.00	0.00	0.00	0.00	0.00	0.00	0.00	0.00	0.00	0.00	0.00	0.00	0.00	0.00	0.00	0.00	0.00	0.00	0.00
Cash Disbursement Ceiling (CDC)	0.00	0.00	0.00	0.00	0.00	0.00	0.00	0.00	0.00	0.00	0.00	0.00	0.00	0.00	0.00	0.00	0.00	0.00	0.00	0.00	0.00	0.00	0.00	0.00	0.00	0.00	0.00	0.00
TOTAL CASH DISBURSEMENTS	0.00	16,557.19	0.00	0.00	16,557.19	0.00	0.00	0.00	0.00	0.00	0.00	0.00	0.00	0.00	0.00	0.00	16,557.19	0.00	0.00	0.00	0.00	0.00	0.00	0.00	0.00	0.00	0.00	16,557.19
NON-CASH DISBURSEMENTS	0.00	1,839.69	0.00	0.00	1,839.69	0.00	0.00	0.00	0.00	0.00	0.00	0.00	0.00	0.00	0.00	0.00	1,839.69	0.00	0.00	0.00	0.00	0.00	0.00	0.00	0.00	0.00	0.00	1,839.69
Tax Remittance Advices Issued (TRA)	0.00	1,839.69	0.00	0.00	1,839.69	0.00	0.00	0.00	0.00	0.00	0.00	0.00	0.00	0.00	0.00	0.00	1,839.69	0.00	0.00	0.00	0.00	0.00	0.00	0.00	0.00	0.00	0.00	1,839.69
TOTAL NON-CASH DISBURSEMENTS	0.00	1,839.69	0.00	0.00	1,839.69	0.00	0.00	0.00	0.00	0.00	0.00	0.00	0.00	0.00	0.00	0.00	1,839.69	0.00	0.00	0.00	0.00	0.00	0.00	0.00	0.00	0.00	0.00	1,839.69
GRAND TOTAL	0.00	18,396.88	0.00	0.00	18,396.88	0.00	0.00	0.00	0.00	0.00	0.00	0.00	0.00	0.00	0.00	0.00	18,396.88	0.00	0.00	0.00	0.00	0.00	0.00	0.00	0.00	0.00	0.00	18,396.88

SUMMARY

Particulars	Previous Report	This Month	As at Date
(1)	(2)	(3)	(4)
Total Disbursement Authorities Received	3,540,000.00	4,649,858.69	8,189,858.69
NCA	3,540,000.00	4,648,019.00	8,188,019.00
NTA	0.00	0.00	0.00
Working Fund	0.00	0.00	0.00
TRA	0.00	1,839.69	1,839.69
CDC	0.00	0.00	0.00
NCAA	0.00	0.00	0.00
Less: Notice of Transfer of Allocations (NTA)* issued	0.00	0.00	0.00
Total Disbursement Authorities Available	3,540,000.00	4,649,858.69	8,189,858.69
Less:	0.00	0.00	0.00
Lapsed NCA	0.00	0.00	0.00
Disbursements	3,339,685.84	18,396.88	3,358,082.72
Balance of Disbursement Authorities as at date	200,314.16	4,631,461.81	4,831,775.97
Total Disbursements Program	3,540,000.00	4,649,858.69	8,189,858.69
Less: *Actual Disbursements	3,339,685.84	18,396.88	3,358,082.72
(Over)/Under spending	200,314.16	4,631,461.81	4,831,775.97

Notes: * The use of NTA is discouraged
 Notes: ** Amounts should tally with the grand total disbursement (column 27).

Certified Correct:

JUNIECEL M. PAJARDO

Accountant II

Date:

Recommending Approval:

RICO E. GABRINO

Chief, Administrative Officer

Date:

Approved By:

ARNALDO E. ESCOBER, JR.

Regional Director

Date:



MONTHLY REPORT OF DISBURSEMENTS
For the month of July 2024



Department : Department of the Interior and Local Government (DILG)
 Agency/Entity : Office of the Secretary
 Operating Unit : Regional Office - V
 Organization Code (UACS) : 14 001 0300006
 Fund Cluster : 01 - Regular Agency Fund
 (e.g. UACS Fund Cluster: 01-Regular Agency Fund, 02-Foreign Assisted Projects Fund, 03-Special Account-Locally Funded/Domestic Grants Fund, etc.)

Particulars	Current Year Budget					Prior Year's Budget											SUB-TOTAL	Trust Liabilities				Grand Total					Remarks	
	PS	MOOE	FinEx	CO	TOTAL	Prior Year's Accounts Payable					Current Year's Accounts Payable					TOTAL		PS	MOOE	CO	TOTAL	PS	MOOE	FinEx	CO	TOTAL		
						PS	MOOE	FinEx	CO	SUB-TOTAL	PS	MOOE	FinEx	CO	SUB-TOTAL													
1	2	3	4	5	6=(2+3+4+5)	7	8	9	10	11=7	12	13	14	15	16=	17=(1+11+12+13+14+15+16)	18=(8+17)	19	20	21	22=(1	23	24	25	26	27=(23+24+25+26)	28	
CASH DISBURSEMENTS	18,859,346.29	4,562,844.45	0.00	0.00	23,422,190.74	0.00	0.00	0.00	0.00	0.00	0.00	0.00	0.00	0.00	0.00	0.00	23,422,190.74	0.00	0.00	0.00	0.00	18,859,346.29	4,562,844.45	0.00	0.00	23,422,190.74		
Notice of Cash Allocation (NCA)	0.00	0.00	0.00	0.00	0.00	0.00	0.00	0.00	0.00	0.00	0.00	0.00	0.00	0.00	0.00	0.00	0.00	0.00	0.00	0.00	0.00	0.00	0.00	0.00	0.00	0.00	0.00	0.00
MDS Checks issued	0.00	0.00	0.00	0.00	0.00	0.00	0.00	0.00	0.00	0.00	0.00	0.00	0.00	0.00	0.00	0.00	0.00	0.00	0.00	0.00	0.00	0.00	0.00	0.00	0.00	0.00	0.00	0.00
Advice to Debit Account	0.00	0.00	0.00	0.00	0.00	0.00	0.00	0.00	0.00	0.00	0.00	0.00	0.00	0.00	0.00	0.00	0.00	0.00	0.00	0.00	0.00	0.00	0.00	0.00	0.00	0.00	0.00	0.00
Notice of Transfer Allocations (NTA)	18,859,346.29	4,562,844.45	0.00	0.00	23,422,190.74	0.00	0.00	0.00	0.00	0.00	0.00	0.00	0.00	0.00	0.00	0.00	23,422,190.74	0.00	0.00	0.00	0.00	18,859,346.29	4,562,844.45	0.00	0.00	23,422,190.74		
MDS Checks issued	18,859,346.29	712,661.45	0.00	0.00	19,572,007.74	0.00	0.00	0.00	0.00	0.00	0.00	0.00	0.00	0.00	0.00	0.00	19,572,007.74	0.00	0.00	0.00	0.00	18,859,346.29	712,661.45	0.00	0.00	19,572,007.74		
Advice to Debit Account	0.00	3,850,183.00	0.00	0.00	3,850,183.00	0.00	0.00	0.00	0.00	0.00	0.00	0.00	0.00	0.00	0.00	0.00	3,850,183.00	0.00	0.00	0.00	0.00	0.00	3,850,183.00	0.00	0.00	3,850,183.00		
Working Fund for FAPs	0.00	0.00	0.00	0.00	0.00	0.00	0.00	0.00	0.00	0.00	0.00	0.00	0.00	0.00	0.00	0.00	0.00	0.00	0.00	0.00	0.00	0.00	0.00	0.00	0.00	0.00	0.00	0.00
Cash Disbursement Ceiling (CDC)	0.00	0.00	0.00	0.00	0.00	0.00	0.00	0.00	0.00	0.00	0.00	0.00	0.00	0.00	0.00	0.00	0.00	0.00	0.00	0.00	0.00	0.00	0.00	0.00	0.00	0.00	0.00	0.00
TOTAL CASH DISBURSEMENTS	18,859,346.29	4,562,844.45	0.00	0.00	23,422,190.74	0.00	0.00	0.00	0.00	0.00	0.00	0.00	0.00	0.00	0.00	0.00	23,422,190.74	0.00	0.00	0.00	0.00	18,859,346.29	4,562,844.45	0.00	0.00	23,422,190.74		
NON-CASH DISBURSEMENTS	2,063,332.75	361,018.00	0.00	0.00	2,424,350.75	0.00	0.00	0.00	0.00	0.00	0.00	0.00	0.00	0.00	0.00	0.00	2,424,350.75	0.00	0.00	0.00	0.00	2,063,332.75	361,018.00	0.00	0.00	2,424,350.75		
Tax Remittance Advices Issued (TRA)	2,063,332.75	361,018.00	0.00	0.00	2,424,350.75	0.00	0.00	0.00	0.00	0.00	0.00	0.00	0.00	0.00	0.00	0.00	2,424,350.75	0.00	0.00	0.00	0.00	2,063,332.75	361,018.00	0.00	0.00	2,424,350.75		
TOTAL NON-CASH DISBURSEMENTS	2,063,332.75	361,018.00	0.00	0.00	2,424,350.75	0.00	0.00	0.00	0.00	0.00	0.00	0.00	0.00	0.00	0.00	0.00	2,424,350.75	0.00	0.00	0.00	0.00	2,063,332.75	361,018.00	0.00	0.00	2,424,350.75		
GRAND TOTAL	20,922,679.04	4,923,862.45	0.00	0.00	25,846,541.49	0.00	0.00	0.00	0.00	0.00	0.00	0.00	0.00	0.00	0.00	0.00	25,846,541.49	0.00	0.00	0.00	0.00	20,922,679.04	4,923,862.45	0.00	0.00	25,846,541.49		

SUMMARY

Particulars (1)	Previous Report (2)	This Month (3)	As at Date (4)
Total Disbursement Authorities Received	221,673,603.60	30,468,160.75	252,141,764.35
NCA	168,229,205.00	20,961,000.00	179,190,205.00
NTA	47,461,615.73	7,082,810.00	54,544,425.73
Working Fund	0.00	0.00	0.00
TRA	15,982,782.87	2,424,350.75	18,407,133.62
CDC	0.00	0.00	0.00
NCAA	0.00	0.00	0.00
Less: Notice of Transfer of Allocations (NTA)* issued	0.00	0.00	0.00
Total Disbursement Authorities Available	221,673,603.60	30,468,160.75	252,141,764.35
Less:	0.00	0.00	0.00
Lapsed NCA	0.00	0.00	0.00
Disbursements	219,076,585.80	25,846,541.49	244,922,127.29
Balance of Disbursement Authorities as at date	2,598,017.80	4,621,619.26	7,219,637.06
Total Disbursements Program	221,673,603.60	30,468,160.75	252,141,764.35
Less: *Actual Disbursements	219,076,585.80	25,846,541.49	244,922,127.29
(Over)/Under spending	2,598,017.80	4,621,619.26	7,219,637.06

Notes: * The use of NTA is discouraged
 Notes: ** Amounts should tally with the grand total disbursement (column 27).

Certified (Signature)

JUNIECEL M. SAJARDO
Accountant II

Date:

Recommending Approval:

RICO E. GAURINO
Chief, Administrative Officer

Date:

Approved By:

ARNALDO E. ESCOBER, JR., CESO V
Regional Director

Date:

MONTHLY REPORT OF DISBURSEMENTS
For the month of July 2024

COA-DILGR.G.V
RECEIVED
AUG 12 2024
SIGNATURE DATE

FAR No. 4

Department : Department of the Interior and Local Government (DILG)
Agency/Entity : Office of the Secretary
Operating Unit : Regional Office - V
Organization Code (UACS) : 14 001 0300005
Fund Cluster : 07 - Trust Receipts


(e.g. UACS Fund Cluster: 01-Regular Agency Fund, 02-Foreign Assisted Projects Fund, 03-Special Account-Locally Funded/Domestic Grants Fund, etc.)

Particulars	Current Year Budget					Prior Year's Budget											SUB-TOTAL	Trust Liabilities				Grand Total					Remarks	
	PS	MOOE	FinEx	CO	TOTAL	Prior Year's Accounts Payable					Current Year's Accounts Payable							PS	MOOE	CO	TOTAL	PS	MOOE	FinEx	CO	TOTAL		
						PS	MOOE	FinEx	CO	SUB-TOTAL	PS	MOOE	FinEx	CO	SUB-TOTAL	PS												MOOE
1	2	3	4	5	6=(2+3+4+5)	7	8	9	10	11=(7+8)	12	13	14	15	16=(12+13+14+15)	17=(11+16)	18=(17+18)	19	20	21	22=(19)	23	24	25	26	27=(23+24+25+26)	28	
CASH DISBURSEMENTS	0.00	0.00	0.00	0.00	0.00	0.00	0.00	0.00	0.00	0.00	0.00	0.00	0.00	0.00	0.00	0.00	0.00	0.00	0.00	0.00	0.00	0.00	0.00	0.00	0.00	0.00	0.00	0.00
Notice of Cash Allocation (NCA)	0.00	0.00	0.00	0.00	0.00	0.00	0.00	0.00	0.00	0.00	0.00	0.00	0.00	0.00	0.00	0.00	0.00	0.00	0.00	0.00	0.00	0.00	0.00	0.00	0.00	0.00	0.00	0.00
MDS Checks Issued	0.00	0.00	0.00	0.00	0.00	0.00	0.00	0.00	0.00	0.00	0.00	0.00	0.00	0.00	0.00	0.00	0.00	0.00	0.00	0.00	0.00	0.00	0.00	0.00	0.00	0.00	0.00	0.00
Advice to Debit Account	0.00	0.00	0.00	0.00	0.00	0.00	0.00	0.00	0.00	0.00	0.00	0.00	0.00	0.00	0.00	0.00	0.00	0.00	0.00	0.00	0.00	0.00	0.00	0.00	0.00	0.00	0.00	0.00
Notice of Transfer Allocations (NTA)	0.00	0.00	0.00	0.00	0.00	0.00	0.00	0.00	0.00	0.00	0.00	0.00	0.00	0.00	0.00	0.00	0.00	0.00	0.00	0.00	0.00	0.00	0.00	0.00	0.00	0.00	0.00	0.00
MDS Checks Issued	0.00	0.00	0.00	0.00	0.00	0.00	0.00	0.00	0.00	0.00	0.00	0.00	0.00	0.00	0.00	0.00	0.00	0.00	0.00	0.00	0.00	0.00	0.00	0.00	0.00	0.00	0.00	0.00
Advice to Debit Account	0.00	0.00	0.00	0.00	0.00	0.00	0.00	0.00	0.00	0.00	0.00	0.00	0.00	0.00	0.00	0.00	0.00	0.00	0.00	0.00	0.00	0.00	0.00	0.00	0.00	0.00	0.00	0.00
Working Fund for FAPs	0.00	0.00	0.00	0.00	0.00	0.00	0.00	0.00	0.00	0.00	0.00	0.00	0.00	0.00	0.00	0.00	0.00	0.00	0.00	0.00	0.00	0.00	0.00	0.00	0.00	0.00	0.00	0.00
Cash Disbursement Ceiling (CDC)	0.00	0.00	0.00	0.00	0.00	0.00	0.00	0.00	0.00	0.00	0.00	0.00	0.00	0.00	0.00	0.00	0.00	0.00	0.00	0.00	0.00	0.00	0.00	0.00	0.00	0.00	0.00	0.00
TOTAL CASH DISBURSEMENTS	0.00	0.00	0.00	0.00	0.00	0.00	0.00	0.00	0.00	0.00	0.00	0.00	0.00	0.00	0.00	0.00	0.00	0.00	0.00	0.00	0.00	0.00	0.00	0.00	0.00	0.00	0.00	0.00
NON-CASH DISBURSEMENTS	0.00	0.00	0.00	0.00	0.00	0.00	0.00	0.00	0.00	0.00	0.00	0.00	0.00	0.00	0.00	0.00	0.00	0.00	0.00	0.00	0.00	0.00	0.00	0.00	0.00	0.00	0.00	0.00
Tax Remittance Advices Issued (TRA)	0.00	0.00	0.00	0.00	0.00	0.00	0.00	0.00	0.00	0.00	0.00	0.00	0.00	0.00	0.00	0.00	0.00	0.00	0.00	0.00	0.00	0.00	0.00	0.00	0.00	0.00	0.00	0.00
TOTAL NON-CASH DISBURSEMENTS	0.00	0.00	0.00	0.00	0.00	0.00	0.00	0.00	0.00	0.00	0.00	0.00	0.00	0.00	0.00	0.00	0.00	0.00	0.00	0.00	0.00	0.00	0.00	0.00	0.00	0.00	0.00	0.00
GRAND TOTAL	0.00	0.00	0.00	0.00	0.00	0.00	0.00	0.00	0.00	0.00	0.00	0.00	0.00	0.00	0.00	0.00	0.00	0.00	0.00	0.00	0.00	0.00	0.00	0.00	0.00	0.00	0.00	0.00

SUMMARY


Particulars	previous Report (2)	this Month (3)	As at Date (4)
Total Disbursement Authorities Received	3,540,000.00	0.00	3,540,000.00
NCA	3,540,000.00	0.00	3,540,000.00
NTA	0.00	0.00	0.00
Working Fund	0.00	0.00	0.00
TRA	0.00	0.00	0.00
CDC	0.00	0.00	0.00
NCAA	0.00	0.00	0.00
Less: Notice of Transfer of Allocations (NTA)* issued	0.00	0.00	0.00
Total Disbursement Authorities Available	3,540,000.00	0.00	3,540,000.00
Less:	0.00	0.00	0.00
Lapsed NCA	0.00	0.00	0.00
Disbursements	3,339,685.84	0.00	3,339,685.84
Balance of Disbursement Authorities as at date	200,314.16	0.00	200,314.16
Total Disbursements Program	3,540,000.00	0.00	3,540,000.00
Less: *Actual Disbursements	3,339,685.84	0.00	3,339,685.84
(Over)/Under spending	200,314.16	0.00	200,314.16

Notes: * The use of NTA is discouraged
Notes: ** Amounts should tally with the grand total disbursement (column 27).

Certified Correct:

JUNIECEL M. PAGARDO
Accountant II
Date: _____

Recommending Approval:

RICO E. GADORINO
Chief, Administrative Officer
Date: _____

Approved By: 
ARNALDO E. ESCOBAR, JR., CESO V
Regional Director
Date: _____

MONTHLY REPORT OF DISBURSEMENTS
For the month of June 2024


Department : Department of the Interior and Local Government (DILG)
 Agency/Entity : Office of the Secretary
 Operating Unit : Regional Office - V
 Organization Code (UACS) : 14 001 030005
 Fund Cluster : 01 - Regular Agency Fund
 (e.g. UACS Fund Cluster: 01-Regular Agency Fund, 02-Foreign Assisted Projects Fund, 03-Special Account-Locally Funded/Domestic Grants Fund, etc.)

Particulars	Current Year Budget					Prior Year's Budget										Trust Liabilities				Grand Total					Remarks		
	PS	MOOE	FinEx	CO	TOTAL	Prior Year's Accounts Payable					Current Year's Accounts Payable					SUB-TOTAL	PS	MOOE	CO	TOT AL	PS	MOOE	FinEx	CO		TOTAL	
						PS	MOOE	FinEx	CO	SUB-TOTAL	PS	MOOE	FinEx	CO	SUB-TOTAL												PS
1	2	3	4	5	6=(2+3+4+5)	7	8	9	10	11=(7+8+9+10)	12	13	14	15	16=(12+13+14+15)	17=(6+17)	18	19	20	21	22=(19+20+21+22)	23	24	25	26	27=(23+24+25+26)	28
CASH DISBURSEMENTS	19,653,467.08	18,093,628.24	0.00	0.00	37,747,095.32	0.00	0.00	0.00	0.00	0.00	0.00	0.00	0.00	0.00	0.00	37,747,095.32	0.00	0.00	0.00	0.00	19,653,467.08	18,093,628.24	0.00	0.00	37,747,095.32		
Notice of Cash Allocation (NCA)	19,648,929.01	10,389,998.48	0.00	0.00	30,038,927.49	0.00	0.00	0.00	0.00	0.00	0.00	0.00	0.00	0.00	0.00	30,038,927.49	0.00	0.00	0.00	0.00	19,648,929.01	10,389,998.48	0.00	0.00	30,038,927.49		
MDS Checks issued	0.00	0.00	0.00	0.00	0.00	0.00	0.00	0.00	0.00	0.00	0.00	0.00	0.00	0.00	0.00	0.00	0.00	0.00	0.00	0.00	0.00	0.00	0.00	0.00	0.00	0.00	
Advice to Debit Account	19,648,929.01	10,389,998.48	0.00	0.00	30,038,927.49	0.00	0.00	0.00	0.00	0.00	0.00	0.00	0.00	0.00	0.00	30,038,927.49	0.00	0.00	0.00	0.00	19,648,929.01	10,389,998.48	0.00	0.00	30,038,927.49		
Notice of Transfer Allocations (NTA)	4,538.07	7,703,629.76	0.00	0.00	7,708,167.83	0.00	0.00	0.00	0.00	0.00	0.00	0.00	0.00	0.00	0.00	7,708,167.83	0.00	0.00	0.00	0.00	4,538.07	7,703,629.76	0.00	0.00	7,708,167.83		
MDS Checks issued	0.00	0.00	0.00	0.00	0.00	0.00	0.00	0.00	0.00	0.00	0.00	0.00	0.00	0.00	0.00	0.00	0.00	0.00	0.00	0.00	0.00	0.00	0.00	0.00	0.00	0.00	
Advice to Debit Account	4,538.07	7,703,629.76	0.00	0.00	7,708,167.83	0.00	0.00	0.00	0.00	0.00	0.00	0.00	0.00	0.00	0.00	7,708,167.83	0.00	0.00	0.00	0.00	4,538.07	7,703,629.76	0.00	0.00	7,708,167.83		
Working Fund for FAPs	0.00	0.00	0.00	0.00	0.00	0.00	0.00	0.00	0.00	0.00	0.00	0.00	0.00	0.00	0.00	0.00	0.00	0.00	0.00	0.00	0.00	0.00	0.00	0.00	0.00	0.00	
Cash Disbursement Ceiling (CDC)	0.00	0.00	0.00	0.00	0.00	0.00	0.00	0.00	0.00	0.00	0.00	0.00	0.00	0.00	0.00	0.00	0.00	0.00	0.00	0.00	0.00	0.00	0.00	0.00	0.00	0.00	
TOTAL CASH DISBURSEMENTS	19,653,467.08	18,093,628.24	0.00	0.00	37,747,095.32	0.00	0.00	0.00	0.00	0.00	0.00	0.00	0.00	0.00	0.00	37,747,095.32	0.00	0.00	0.00	0.00	19,653,467.08	18,093,628.24	0.00	0.00	37,747,095.32		
NON-CASH DISBURSEMENTS	2,587,769.50	359,542.00	0.00	0.00	2,947,311.50	0.00	0.00	0.00	0.00	0.00	0.00	0.00	0.00	0.00	0.00	2,947,311.50	0.00	0.00	0.00	0.00	2,587,769.50	359,542.00	0.00	0.00	2,947,311.50		
Tax Remittance Advices issued (TRA)	2,587,769.50	359,542.00	0.00	0.00	2,947,311.50	0.00	0.00	0.00	0.00	0.00	0.00	0.00	0.00	0.00	0.00	2,947,311.50	0.00	0.00	0.00	0.00	2,587,769.50	359,542.00	0.00	0.00	2,947,311.50		
TOTAL NON-CASH DISBURSEMENTS	2,587,769.50	359,542.00	0.00	0.00	2,947,311.50	0.00	0.00	0.00	0.00	0.00	0.00	0.00	0.00	0.00	0.00	2,947,311.50	0.00	0.00	0.00	0.00	2,587,769.50	359,542.00	0.00	0.00	2,947,311.50		
GRAND TOTAL	22,241,236.58	18,453,170.24	0.00	0.00	40,694,408.82	0.00	0.00	0.00	0.00	0.00	0.00	0.00	0.00	0.00	0.00	40,694,408.82	0.00	0.00	0.00	0.00	22,241,236.58	18,453,170.24	0.00	0.00	40,694,408.82		

SUMMARY

Particulars (1)	Previous Report (2)	This Month (3)	As at Date (4)
Total Disbursement Authorities Received	191,781,803.67	29,891,799.93	221,673,603.60
NCA	137,267,205.00	20,962,000.00	158,229,205.00
NTA	41,479,127.30	5,982,488.43	47,461,615.73
Working Fund	0.00	0.00	0.00
TRA	13,035,471.37	2,947,311.50	15,982,782.87
Less: Notice of Transfer of Allocations (NTA)* issued	0.00	0.00	0.00
Total Disbursement Authorities Available	191,781,803.67	29,891,799.93	221,673,603.60
Less:	0.00	0.00	0.00
Lapsed NCA	0.00	0.00	0.00
Disbursements	178,381,178.98	40,694,408.82	219,075,587.80
Balance of Disbursement Authorities as at date	13,400,624.69	(10,802,608.89)	2,598,015.80
Total Disbursements Program	191,781,803.67	29,891,799.93	221,673,603.60
Less: *Actual Disbursements	178,381,178.98	40,694,408.82	219,075,587.80
(Over)/Under spending	13,400,624.69	(10,802,608.89)	2,598,015.80

Notes: * The use of NTAs is discouraged
 Notes: ** Amounts should tally with the grand total disbursement (column 27).

Certified Accountant:

JUNIECEL M. PARDO
 Accountant II
 Date:

Recommending Approval:

RICO E. GAUNINO
 Chief, Administrative Officer
 Date:

Approved By:

ATTY. ARNALDO E. ESCOBAR, JR. CESO V
 Regional Director
 Date:



MONTHLY REPORT OF DISBURSEMENTS
For the month of June 2024

Department : Department of the Interior and Local Government (DILG)
 Agency/Entity : Office of the Secretary
 Operating Unit : Regional Office - V
 Organization Code (UACS) : 14 001 0300008
 Fund Cluster : 07 - Trust Receipts
 (e.g. UACS Fund Cluster: 01-Regular Agency Fund, 02-Foreign Assisted Projects Fund, 03-Special Account-Locally Funded/Domestic Grants Fund, etc.)

COA-DILGR.G.V
 RECEIVED
 JUL 19 2024
 SIGNATURE DATE

Particulars	Current Year Budget					Prior Year's Budget										SUB-TOTAL	Trust Liabilities				Grand Total					Remarks			
	PS	MOOE	FinEx	CO	TOTAL	Prior Year's Accounts Payable					Current Year's Accounts Payable						PS	MOOE	CO	TOTAL	PS	MOOE	FinEx	CO	TOTAL				
						PS	MOOE	FinEx	CO	TOTAL	PS	MOOE	FinEx	CO	TOTAL												PS	MOOE	FinEx
1	2	3	4	5	6=(2+3+4+5)	7	8	9	10	11=(7+8+9+10)	12	13	14	15	16=(12+13+14+15)	17=(6+17)	18	19	20	21	22=(18+19+20+21)	23	24	25	26	27=(23+24+25+26)	28		
CASH DISBURSEMENTS	0.00	19,885.84	0.00	0.00	19,885.84	0.00	0.00	0.00	0.00	0.00	0.00	0.00	0.00	0.00	0.00	19,885.84	0.00	0.00	0.00	0.00	0.00	0.00	19,885.84	0.00	0.00	0.00	0.00	19,885.84	
Notice of Cash Allocation (NCA)	0.00	0.00	0.00	0.00	0.00	0.00	0.00	0.00	0.00	0.00	0.00	0.00	0.00	0.00	0.00	0.00	0.00	0.00	0.00	0.00	0.00	0.00	0.00	0.00	0.00	0.00	0.00	0.00	
MDS Checks Issued	0.00	0.00	0.00	0.00	0.00	0.00	0.00	0.00	0.00	0.00	0.00	0.00	0.00	0.00	0.00	0.00	0.00	0.00	0.00	0.00	0.00	0.00	0.00	0.00	0.00	0.00	0.00	0.00	
Advice to Debit Account	0.00	0.00	0.00	0.00	0.00	0.00	0.00	0.00	0.00	0.00	0.00	0.00	0.00	0.00	0.00	0.00	0.00	0.00	0.00	0.00	0.00	0.00	0.00	0.00	0.00	0.00	0.00	0.00	
Notice of Transfer Allocations (NTA)	0.00	19,885.84	0.00	0.00	19,885.84	0.00	0.00	0.00	0.00	0.00	0.00	0.00	0.00	0.00	0.00	19,885.84	0.00	0.00	0.00	0.00	0.00	0.00	19,885.84	0.00	0.00	0.00	0.00	19,885.84	
MDS Checks Issued	0.00	19,885.84	0.00	0.00	19,885.84	0.00	0.00	0.00	0.00	0.00	0.00	0.00	0.00	0.00	0.00	19,885.84	0.00	0.00	0.00	0.00	0.00	0.00	19,885.84	0.00	0.00	0.00	0.00	19,885.84	
Advice to Debit Account	0.00	0.00	0.00	0.00	0.00	0.00	0.00	0.00	0.00	0.00	0.00	0.00	0.00	0.00	0.00	0.00	0.00	0.00	0.00	0.00	0.00	0.00	0.00	0.00	0.00	0.00	0.00	0.00	
Working Fund for FAPs	0.00	0.00	0.00	0.00	0.00	0.00	0.00	0.00	0.00	0.00	0.00	0.00	0.00	0.00	0.00	0.00	0.00	0.00	0.00	0.00	0.00	0.00	0.00	0.00	0.00	0.00	0.00	0.00	
Cash Disbursement Ceiling (CDC)	0.00	0.00	0.00	0.00	0.00	0.00	0.00	0.00	0.00	0.00	0.00	0.00	0.00	0.00	0.00	0.00	0.00	0.00	0.00	0.00	0.00	0.00	0.00	0.00	0.00	0.00	0.00	0.00	
TOTAL CASH DISBURSEMENTS	0.00	19,885.84	0.00	0.00	19,885.84	0.00	0.00	0.00	0.00	0.00	0.00	0.00	0.00	0.00	0.00	19,885.84	0.00	0.00	0.00	0.00	0.00	0.00	19,885.84	0.00	0.00	0.00	0.00	19,885.84	
NON-CASH DISBURSEMENTS	0.00	0.00	0.00	0.00	0.00	0.00	0.00	0.00	0.00	0.00	0.00	0.00	0.00	0.00	0.00	0.00	0.00	0.00	0.00	0.00	0.00	0.00	0.00	0.00	0.00	0.00	0.00	0.00	
Tax Remittance Advices Issued (TRA)	0.00	0.00	0.00	0.00	0.00	0.00	0.00	0.00	0.00	0.00	0.00	0.00	0.00	0.00	0.00	0.00	0.00	0.00	0.00	0.00	0.00	0.00	0.00	0.00	0.00	0.00	0.00	0.00	
Non-Cash Availment Authority (NCAA)	0.00	0.00	0.00	0.00	0.00	0.00	0.00	0.00	0.00	0.00	0.00	0.00	0.00	0.00	0.00	0.00	0.00	0.00	0.00	0.00	0.00	0.00	0.00	0.00	0.00	0.00	0.00	0.00	
Disbursements effected through outright deductions from claims (please specify...)	0.00	0.00	0.00	0.00	0.00	0.00	0.00	0.00	0.00	0.00	0.00	0.00	0.00	0.00	0.00	0.00	0.00	0.00	0.00	0.00	0.00	0.00	0.00	0.00	0.00	0.00	0.00	0.00	
Overpayment of expenses (e.g. personnel benefits)	0.00	0.00	0.00	0.00	0.00	0.00	0.00	0.00	0.00	0.00	0.00	0.00	0.00	0.00	0.00	0.00	0.00	0.00	0.00	0.00	0.00	0.00	0.00	0.00	0.00	0.00	0.00	0.00	
Restitution for loss of government property	0.00	0.00	0.00	0.00	0.00	0.00	0.00	0.00	0.00	0.00	0.00	0.00	0.00	0.00	0.00	0.00	0.00	0.00	0.00	0.00	0.00	0.00	0.00	0.00	0.00	0.00	0.00	0.00	
Liquidated damages and similar claims	0.00	0.00	0.00	0.00	0.00	0.00	0.00	0.00	0.00	0.00	0.00	0.00	0.00	0.00	0.00	0.00	0.00	0.00	0.00	0.00	0.00	0.00	0.00	0.00	0.00	0.00	0.00	0.00	
Others (TEF, BIR-Documentary Stamp Tax, etc.)	0.00	0.00	0.00	0.00	0.00	0.00	0.00	0.00	0.00	0.00	0.00	0.00	0.00	0.00	0.00	0.00	0.00	0.00	0.00	0.00	0.00	0.00	0.00	0.00	0.00	0.00	0.00	0.00	
TOTAL NON-CASH DISBURSEMENTS	0.00	0.00	0.00	0.00	0.00	0.00	0.00	0.00	0.00	0.00	0.00	0.00	0.00	0.00	0.00	0.00	0.00	0.00	0.00	0.00	0.00	0.00	0.00	0.00	0.00	0.00	0.00	0.00	
GRAND TOTAL	0.00	19,885.84	0.00	0.00	19,885.84	0.00	0.00	0.00	0.00	0.00	0.00	0.00	0.00	0.00	0.00	19,885.84	0.00	0.00	0.00	0.00	0.00	0.00	19,885.84	0.00	0.00	0.00	0.00	19,885.84	

SUMMARY

Particulars	PREVIOUS REPORT	This Month	As at Date
(1)	(2)	(3)	(4)
Total Disbursement Authorities Received	3,540,000.00	0.00	3,540,000.00
NCA	3,540,000.00	0.00	3,540,000.00
NTA	0.00	0.00	0.00
Working Fund	0.00	0.00	0.00
TRA	0.00	0.00	0.00
Less: Notice of Transfer of Allocations (NTA)* issued	0.00	0.00	0.00
Total Disbursement Authorities Available	3,540,000.00	0.00	3,540,000.00
Less:	0.00	0.00	0.00
Lapsed NCA	0.00	0.00	0.00
Disbursements	3,320,000.00	19,885.84	3,339,885.84
Balance of Disbursement Authorities as at date	220,000.00	(19,885.84)	200,114.16
Total Disbursements Program	3,540,000.00	0.00	3,540,000.00
Less: *Actual Disbursements	3,320,000.00	19,885.84	3,339,885.84
(Over)/Under spending	220,000.00	(19,885.84)	200,114.16

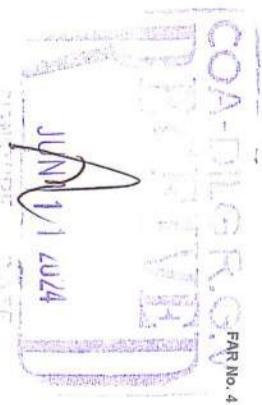
Notes: * The use of NTA is discouraged
 Notes: ** Amounts should tally with the grand total disbursement (column 27).

Certified Correct:
 JUNIECEL M. SARDARDO
 OIC - Regional Accountant
 Date:

Recommending Approval:
 RICO E. GARCIA
 Chief, Finance and Administrative Officer
 Date:

Approved By:
 ATTY. ARNALDO E. ESCOBER, JR., CESO V
 Regional Director
 Date:

MONTHLY REPORT OF DISBURSEMENTS
For the month of May 2024



Department : Department of the Interior and Local Government (DILG)
 Agency/Entity : Office of the Secretary
 Operating Unit : Regional Office - V
 Organization Code (UACS) : 14 001 0300005
 Fund Cluster : 01 - Regular Agency Fund

Particulars	Current Year Budget					Prior Year's Accounts Payable					Current Year's Accounts					Trust Liabilities					Grand Total					Remarks		
	PS	MOOE	FINEX	CO	TOTAL	PS	MOOE	FINEX	CO	TOTAL	PS	MOOE	FINEX	CO	TOTAL	PS	MOOE	FINEX	CO	TOTAL	PS	MOOE	FINEX	CO	TOTAL			
CASH DISBURSEMENTS	38,109,397.88	8,470,209.54	0.00	0.00	46,579,607.42	0.00	0.00	0.00	0.00	0.00	0.00	0.00	0.00	0.00	38,109,397.88	8,470,209.54	0.00	0.00	46,579,607.42	0.00	0.00	0.00	0.00	46,579,607.42				
Notice of Cash Allocation (NCA)	38,109,397.88	7,795,256.46	0.00	0.00	45,904,654.34	0.00	0.00	0.00	0.00	0.00	0.00	0.00	0.00	0.00	38,109,397.88	7,795,256.46	0.00	0.00	45,904,654.34	0.00	0.00	0.00	0.00	45,904,654.34				
MDS Checks Issued	0.00	0.00	0.00	0.00	0.00	0.00	0.00	0.00	0.00	0.00	0.00	0.00	0.00	0.00	0.00	0.00	0.00	0.00	0.00	0.00	0.00	0.00	0.00	0.00	0.00	0.00		
Advance to Debit Account	38,109,397.88	7,795,256.46	0.00	0.00	45,904,654.34	0.00	0.00	0.00	0.00	0.00	0.00	0.00	0.00	0.00	38,109,397.88	7,795,256.46	0.00	0.00	45,904,654.34	0.00	0.00	0.00	0.00	45,904,654.34				
Notice of Transfer Allocations (NTA)	0.00	674,953.08	0.00	0.00	674,953.08	0.00	0.00	0.00	0.00	0.00	0.00	0.00	0.00	0.00	0.00	0.00	0.00	0.00	0.00	0.00	0.00	0.00	0.00	0.00	0.00	0.00		
MDS Checks Issued	0.00	0.00	0.00	0.00	0.00	0.00	0.00	0.00	0.00	0.00	0.00	0.00	0.00	0.00	0.00	0.00	0.00	0.00	0.00	0.00	0.00	0.00	0.00	0.00	0.00	0.00	0.00	
Advance to Debit Account	0.00	674,953.08	0.00	0.00	674,953.08	0.00	0.00	0.00	0.00	0.00	0.00	0.00	0.00	0.00	0.00	0.00	0.00	0.00	0.00	0.00	0.00	0.00	0.00	0.00	0.00	0.00	0.00	
Working Fund for FAPs	0.00	0.00	0.00	0.00	0.00	0.00	0.00	0.00	0.00	0.00	0.00	0.00	0.00	0.00	0.00	0.00	0.00	0.00	0.00	0.00	0.00	0.00	0.00	0.00	0.00	0.00	0.00	
Cash Disbursement Ceiling (CDC)	0.00	0.00	0.00	0.00	0.00	0.00	0.00	0.00	0.00	0.00	0.00	0.00	0.00	0.00	0.00	0.00	0.00	0.00	0.00	0.00	0.00	0.00	0.00	0.00	0.00	0.00	0.00	
TOTAL CASH DISBURSEMENTS	38,109,397.88	8,470,209.54	0.00	0.00	46,579,607.42	0.00	0.00	0.00	0.00	0.00	0.00	0.00	0.00	0.00	38,109,397.88	8,470,209.54	0.00	0.00	46,579,607.42	0.00	0.00	0.00	0.00	46,579,607.42				
NON-CASH DISBURSEMENTS	2,085,358.59	353,688.00	0.00	0.00	2,449,047.59	0.00	0.00	0.00	0.00	0.00	0.00	0.00	0.00	0.00	2,085,358.59	353,688.00	0.00	0.00	2,449,047.59	0.00	0.00	0.00	0.00	2,449,047.59				
Tax Remittance Advances Issued (TRA)	2,085,358.59	353,688.00	0.00	0.00	2,449,047.59	0.00	0.00	0.00	0.00	0.00	0.00	0.00	0.00	0.00	2,085,358.59	353,688.00	0.00	0.00	2,449,047.59	0.00	0.00	0.00	0.00	2,449,047.59				
TOTAL NON-CASH DISBURSEMENTS	2,085,358.59	353,688.00	0.00	0.00	2,449,047.59	0.00	0.00	0.00	0.00	0.00	0.00	0.00	0.00	0.00	2,085,358.59	353,688.00	0.00	0.00	2,449,047.59	0.00	0.00	0.00	0.00	2,449,047.59				
GRAND TOTAL	40,204,757.47	8,823,897.54	0.00	0.00	49,028,655.01	0.00	0.00	0.00	0.00	0.00	0.00	0.00	0.00	0.00	40,204,757.47	8,823,897.54	0.00	0.00	49,028,655.01	0.00	0.00	0.00	0.00	49,028,655.01				

SUMMARY

Particulars	(1)	Previous Report	This Month	As at Date
Total Disbursement Authorities Received	140,244,389.08	51,537,415.59	191,791,803.67	191,791,803.67
NCA	100,437,205.00	36,830,000.00	137,267,205.00	137,267,205.00
NTA	29,220,759.30	12,258,368.00	41,479,127.30	41,479,127.30
Working Fund	0.00	0.00	0.00	0.00
TRA	10,586,423.78	2,449,047.59	13,035,471.37	13,035,471.37
Less: Notice of Transfer of Allocations (NTA) Issued	0.00	0.00	0.00	0.00
Total Disbursement Authorities Available	140,244,389.08	51,537,415.59	191,791,803.67	191,791,803.67
Less:	0.00	0.00	0.00	0.00
Lapsed NCA	0.00	0.00	0.00	0.00
Disbursements	129,352,523.97	49,028,655.01	178,381,178.98	178,381,178.98
Balance of Disbursement Authorities as at date	10,891,864.11	2,508,760.58	13,420,624.69	13,420,624.69
Total Disbursements Program	140,244,389.08	51,537,415.59	191,791,803.67	191,791,803.67
Less: *Actual Disbursements	129,352,523.97	49,028,655.01	178,381,178.98	178,381,178.98
(Over)/Under spending	10,891,864.11	2,508,760.58	13,420,624.69	13,420,624.69

Notes: * Amounts should align with the grand total disbursement column 271.

Certified Correct
JUNECEL M. FAYARDO
 Accountant II

Recommended for Approval
RICO F. GAVRINO
 Chief Administrative Officer

Approved By:
ATTY. ARNOLDO E. ESCOBAR, JR., CESO V
 Regional Director

Date:

Date:

Date:

MONTHLY REPORT OF DISBURSEMENTS
For the month of April 2024

Department : Department of the Interior and Local Government (DILG)
 Agency/Entity : Office of the Secretary
 Operating Unit : Regional Office - V
 Organization Code (UACS) : 14 001 03001005
 Fund Cluster : 01 - Regular Agency Fund

Particulars	Current Year Budget					Prior Year's Accounts Payable										Current Year's Accounts Payable					Prior Year's Liabilities					Grand Total					Remarks							
	PS	MOOE	Finer	CO	TOTAL	PS	MOOE	Finer	CO	TOTAL	PS	MOOE	Finer	CO	TOTAL	PS	MOOE	Finer	CO	TOTAL	PS	MOOE	Finer	CO	TOTAL													
CASH DISBURSEMENTS	26,100,756.33	5,428,438.42	0.00	0.00	31,529,194.75	0.00	0.00	0.00	0.00	0.00	0.00	0.00	0.00	0.00	0.00	0.00	0.00	0.00	0.00	0.00	0.00	0.00	0.00	0.00	0.00	0.00	0.00	0.00	26,100,756.33	5,428,438.42	0.00	0.00	31,529,194.75					
Notice of Cash Allocation (NCA)	26,100,756.33	4,322,847.82	0.00	0.00	30,423,604.15	0.00	0.00	0.00	0.00	0.00	0.00	0.00	0.00	0.00	0.00	0.00	0.00	0.00	0.00	0.00	0.00	0.00	0.00	0.00	0.00	0.00	0.00	0.00	0.00	0.00	0.00	26,100,756.33	4,322,847.82	0.00	0.00	30,423,604.15		
MDS Checks Issued	0.00	0.00	0.00	0.00	0.00	0.00	0.00	0.00	0.00	0.00	0.00	0.00	0.00	0.00	0.00	0.00	0.00	0.00	0.00	0.00	0.00	0.00	0.00	0.00	0.00	0.00	0.00	0.00	0.00	0.00	0.00	0.00	0.00	0.00				
Advice to Debit Account	26,100,756.33	4,322,847.82	0.00	0.00	30,423,604.15	0.00	0.00	0.00	0.00	0.00	0.00	0.00	0.00	0.00	0.00	0.00	0.00	0.00	0.00	0.00	0.00	0.00	0.00	0.00	0.00	0.00	0.00	0.00	0.00	0.00	0.00	0.00	0.00	26,100,756.33	4,322,847.82	0.00	0.00	30,423,604.15
Notice of Transfer Allocations (NTA)	0.00	1,105,590.60	0.00	0.00	1,105,590.60	0.00	0.00	0.00	0.00	0.00	0.00	0.00	0.00	0.00	0.00	0.00	0.00	0.00	0.00	0.00	0.00	0.00	0.00	0.00	0.00	0.00	0.00	0.00	0.00	0.00	0.00	0.00	0.00	0.00	0.00			
MDS Checks Issued	0.00	0.00	0.00	0.00	0.00	0.00	0.00	0.00	0.00	0.00	0.00	0.00	0.00	0.00	0.00	0.00	0.00	0.00	0.00	0.00	0.00	0.00	0.00	0.00	0.00	0.00	0.00	0.00	0.00	0.00	0.00	0.00	0.00	0.00	0.00			
Advice to Debit Account	0.00	1,105,590.60	0.00	0.00	1,105,590.60	0.00	0.00	0.00	0.00	0.00	0.00	0.00	0.00	0.00	0.00	0.00	0.00	0.00	0.00	0.00	0.00	0.00	0.00	0.00	0.00	0.00	0.00	0.00	0.00	0.00	0.00	0.00	0.00	0.00	0.00			
Working Fund for F/Alps	0.00	0.00	0.00	0.00	0.00	0.00	0.00	0.00	0.00	0.00	0.00	0.00	0.00	0.00	0.00	0.00	0.00	0.00	0.00	0.00	0.00	0.00	0.00	0.00	0.00	0.00	0.00	0.00	0.00	0.00	0.00	0.00	0.00	0.00	0.00			
Cash Disbursement Ceiling (CDC)	0.00	0.00	0.00	0.00	0.00	0.00	0.00	0.00	0.00	0.00	0.00	0.00	0.00	0.00	0.00	0.00	0.00	0.00	0.00	0.00	0.00	0.00	0.00	0.00	0.00	0.00	0.00	0.00	0.00	0.00	0.00	0.00	0.00	0.00	0.00			
TOTAL CASH DISBURSEMENTS	26,100,756.33	5,428,438.42	0.00	0.00	31,529,194.75	0.00	0.00	0.00	0.00	0.00	0.00	0.00	0.00	0.00	0.00	0.00	0.00	0.00	0.00	0.00	0.00	0.00	0.00	0.00	0.00	0.00	0.00	0.00	0.00	0.00	0.00	0.00	0.00	0.00	0.00			
NON-CASH DISBURSEMENTS	3,806,513.66	642,459.00	0.00	0.00	4,448,972.66	0.00	0.00	0.00	0.00	0.00	0.00	0.00	0.00	0.00	0.00	0.00	0.00	0.00	0.00	0.00	0.00	0.00	0.00	0.00	0.00	0.00	0.00	0.00	0.00	0.00	0.00	0.00	0.00	0.00	0.00			
Tax Remittance Advices Issued (TRA)	3,806,513.66	642,459.00	0.00	0.00	4,448,972.66	0.00	0.00	0.00	0.00	0.00	0.00	0.00	0.00	0.00	0.00	0.00	0.00	0.00	0.00	0.00	0.00	0.00	0.00	0.00	0.00	0.00	0.00	0.00	0.00	0.00	0.00	0.00	0.00	0.00	0.00			
TOTAL NON-CASH DISBURSEMENTS	3,806,513.66	642,459.00	0.00	0.00	4,448,972.66	0.00	0.00	0.00	0.00	0.00	0.00	0.00	0.00	0.00	0.00	0.00	0.00	0.00	0.00	0.00	0.00	0.00	0.00	0.00	0.00	0.00	0.00	0.00	0.00	0.00	0.00	0.00	0.00	0.00	0.00			
GRAND TOTAL	29,907,269.99	6,070,897.42	0.00	0.00	35,978,167.33	0.00	0.00	0.00	0.00	0.00	0.00	0.00	0.00	0.00	0.00	0.00	0.00	0.00	0.00	0.00	0.00	0.00	0.00	0.00	0.00	0.00	0.00	0.00	0.00	0.00	0.00	0.00	0.00	0.00				

SUMMARY

Particulars	(1)	Previous Report (2)	This Month (3)	As at Date (4)
Total Disbursement Authorities Received	93,374,356.54	46,870,031.44	1,401,244,388.68	100,437,205.60
NCA	77,693,205.99	22,754,000.00	19,697,068.86	29,220,759.30
NTA	9,553,700.44	19,697,068.86	29,220,759.30	0.00
Working Fund	0.00	0.00	0.00	0.00
TRA	6,117,451.20	4,448,972.66	10,569,423.78	0.00
Less: Balance of Transfer of Allocations (NTA) Issued	0.00	0.00	0.00	0.00
Total Disbursement Authorities Available	93,374,356.54	46,870,031.44	1,401,244,388.68	100,437,205.60
Less:	0.00	0.00	0.00	0.00
Lapsed NCA	0.00	0.00	0.00	0.00
Disbursements	93,374,356.54	35,978,167.33	1,291,452,523.97	10,891,864.11
Balance of Disbursement Authorities as at date	0.00	10,891,864.11	10,891,864.11	46,870,031.44
Total Disbursements Program	93,374,356.54	46,870,031.44	1,401,244,388.68	0.00
Less: Actual Disbursements	93,374,356.54	35,978,167.33	1,291,452,523.97	10,891,864.11
Over/Under spending	0.00	10,891,864.11	10,891,864.11	0.00


Notes: ** The use of NTA is discouraged
 Notes: ** Amounts should tally with the grand total disbursement (column 27).

Certified Correct
 JUNIETA B. F. MENDO
 Accountant II

Recommended by
 FICO E. GARCIA
 Chief, Administrative Division

Approved By:
 ATTY. ARNALDO E. ESCOBAR, JR. CESO V
 Regional Director

Date:



MONTHLY REPORT OF DISBURSEMENTS
For the month of March 2024

Department : Department of the Interior and Local Government (DILG)
 Agency/Entity : Office of the Secretary
 Operating Unit : Regional Office - V
 Organization Code (UACS) : 14 001 0300005
 Fund Cluster : 07 - Trust Receipts

OA-DILG-ROV
 RECEIVED
 APR 12 2024

Particulars	Current Year Budget					Prior Year's Budget										Trust Liabilities					Remarks		
	PS	MOOE	FinEx	CO	TOTAL	PS	MOOE	FinEx	CO	Sub-Total	PS	MUO	FinEx	CO	Sub-Total	TOTAL	PS	MOOE	FinEx	CO		TOTAL	
CASH DISBURSEMENTS	0.00	50,000.00	0.00	0.00	50,000.00	0.00	0.00	0.00	0.00	0.00	0.00	0.00	0.00	0.00	0.00	50,000.00	0.00	0.00	0.00	0.00	0.00	50,000.00	
Notice of Cash Allocation (NCA)	0.00	50,000.00	0.00	0.00	50,000.00	0.00	0.00	0.00	0.00	0.00	0.00	0.00	0.00	0.00	0.00	50,000.00	0.00	0.00	0.00	0.00	0.00	50,000.00	
MDS Checkle Issued	0.00	0.00	0.00	0.00	0.00	0.00	0.00	0.00	0.00	0.00	0.00	0.00	0.00	0.00	0.00	0.00	0.00	0.00	0.00	0.00	0.00	0.00	
Advice to Debit Account	0.00	50,000.00	0.00	0.00	50,000.00	0.00	0.00	0.00	0.00	0.00	0.00	0.00	0.00	0.00	0.00	50,000.00	0.00	0.00	0.00	0.00	0.00	50,000.00	
Notice of Transfer Allocations (NTA)	0.00	0.00	0.00	0.00	0.00	0.00	0.00	0.00	0.00	0.00	0.00	0.00	0.00	0.00	0.00	0.00	0.00	0.00	0.00	0.00	0.00	0.00	
MDS Checks Issued	0.00	0.00	0.00	0.00	0.00	0.00	0.00	0.00	0.00	0.00	0.00	0.00	0.00	0.00	0.00	0.00	0.00	0.00	0.00	0.00	0.00	0.00	
Advice to Debit Account	0.00	0.00	0.00	0.00	0.00	0.00	0.00	0.00	0.00	0.00	0.00	0.00	0.00	0.00	0.00	0.00	0.00	0.00	0.00	0.00	0.00	0.00	
Working Fund for FAPs	0.00	0.00	0.00	0.00	0.00	0.00	0.00	0.00	0.00	0.00	0.00	0.00	0.00	0.00	0.00	0.00	0.00	0.00	0.00	0.00	0.00	0.00	
Cash Disbursement Ceiling (CDC)	0.00	0.00	0.00	0.00	0.00	0.00	0.00	0.00	0.00	0.00	0.00	0.00	0.00	0.00	0.00	0.00	0.00	0.00	0.00	0.00	0.00	0.00	
TOTAL CASH DISBURSEMENTS	0.00	50,000.00	0.00	0.00	50,000.00	0.00	0.00	0.00	0.00	0.00	0.00	0.00	0.00	0.00	0.00	50,000.00	0.00	0.00	0.00	0.00	0.00	50,000.00	
NON-CASH DISBURSEMENTS	0.00	0.00	0.00	0.00	0.00	0.00	0.00	0.00	0.00	0.00	0.00	0.00	0.00	0.00	0.00	0.00	0.00	0.00	0.00	0.00	0.00	0.00	
Tax Remittance Advice Issued (TRA)	0.00	0.00	0.00	0.00	0.00	0.00	0.00	0.00	0.00	0.00	0.00	0.00	0.00	0.00	0.00	0.00	0.00	0.00	0.00	0.00	0.00	0.00	
TOTAL NON-CASH DISBURSEMENTS	0.00	0.00	0.00	0.00	0.00	0.00	0.00	0.00	0.00	0.00	0.00	0.00	0.00	0.00	0.00	0.00	0.00	0.00	0.00	0.00	0.00	0.00	
GRAND TOTAL	0.00	50,000.00	0.00	0.00	50,000.00	0.00	0.00	0.00	0.00	0.00	0.00	0.00	0.00	0.00	0.00	50,000.00	0.00	0.00	0.00	0.00	0.00	50,000.00	

SUMMARY

Particulars	(1)	Previous Report	(2)	This Month	(3)	As at Date	(4)
Total Disbursement Authorities Received		50,000.00		0.00		50,000.00	
NCA		50,000.00		0.00		50,000.00	
NTA		0.00		0.00		0.00	
Working Fund		0.00		0.00		0.00	
TRA		0.00		0.00		0.00	
CDC		0.00		0.00		0.00	
NCAA		0.00		0.00		0.00	
Less: Notice of Transfer of Allocations (NTA)* Issued		0.00		0.00		0.00	
Total Disbursement Authorities Available		50,000.00		0.00		50,000.00	
Less:		0.00		0.00		0.00	
Lapsed NCA		0.00		0.00		0.00	
Disbursements		0.00		50,000.00		50,000.00	
Balance of Disbursement Authorities as at date		50,000.00		(50,000.00)		0.00	
Total Disbursements Program		50,000.00		0.00		50,000.00	
Less: *Actual Disbursements		0.00		50,000.00		50,000.00	
(Over)/Under spending		50,000.00		(50,000.00)		0.00	

Notes: * The use of NTA is discouraged
 Notes: ** Amounts should tally with the grand total disbursement (column 27).

Certified Correct:

JUNIELE M. FALARDO
 CIC - Regional Accountant

Recommending Approval:

RICO E. GAYRANO
 Chief, Administrative Office

Approved By:

ATTY. ARNALDO E. ESCOBER, JR. CESO V
 Regional Director

Date:

Date:


MONTHLY REPORT OF DISBURSEMENTS
For the month of February 2024


Department : Department of the Interior and Local Government (DILG)
 Agency/Entity : Office of the Secretary
 Operating Unit : Regional Office - V
 Organization Code (UACS) : 14 001 0300005
 Fund Cluster : 01 - Regular Agency Fund

Particulars	Current Year Budget					Prior Year's Accounts Payable					Current Year's Accounts Payable					Trust Liabilities					Grand Total					Remarks		
	PS	MOOE	FINEX	CO	TOTAL	PS	MOOE	FINEX	CO	TOTAL	PS	MOOE	FINEX	CO	TOTAL	PS	MOOE	FINEX	CO	TOTAL	PS	MOOE	FINEX	CO	TOTAL			
CASH DISBURSEMENTS	19,630,481.93	7,704,838.19	0.00	0.00	27,335,300.12	0.00	0.00	0.00	0.00	0.00	19,630,481.93	7,704,838.19	0.00	0.00	27,335,300.12	19,630,481.93	7,704,838.19	0.00	0.00	27,335,300.12	19,630,481.93	7,704,838.19	0.00	0.00	27,335,300.12			
Notice of Cash Allocation (NCA)	19,630,481.93	7,244,590.55	0.00	0.00	26,875,022.48	0.00	0.00	0.00	0.00	0.00	19,630,481.93	7,244,590.55	0.00	0.00	26,875,022.48	19,630,481.93	7,244,590.55	0.00	0.00	26,875,022.48	19,630,481.93	7,244,590.55	0.00	0.00	26,875,022.48			
MDS Checks Issued	0.00	0.00	0.00	0.00	0.00	0.00	0.00	0.00	0.00	0.00	0.00	0.00	0.00	0.00	0.00	0.00	0.00	0.00	0.00	0.00	0.00	0.00	0.00	0.00	0.00	0.00	0.00	
Advance to Debit Account	19,630,481.93	7,244,590.55	0.00	0.00	26,875,022.48	0.00	0.00	0.00	0.00	0.00	19,630,481.93	7,244,590.55	0.00	0.00	26,875,022.48	19,630,481.93	7,244,590.55	0.00	0.00	26,875,022.48	19,630,481.93	7,244,590.55	0.00	0.00	26,875,022.48			
Notice of Transfer Allocations (NTA)	0.00	480,277.64	0.00	0.00	480,277.64	0.00	0.00	0.00	0.00	0.00	0.00	480,277.64	0.00	0.00	480,277.64	0.00	0.00	0.00	0.00	480,277.64	0.00	480,277.64	0.00	0.00	480,277.64			
MDS Checks Issued	0.00	480,277.64	0.00	0.00	480,277.64	0.00	0.00	0.00	0.00	0.00	0.00	480,277.64	0.00	0.00	480,277.64	0.00	0.00	0.00	0.00	480,277.64	0.00	480,277.64	0.00	0.00	480,277.64			
Advance to Debit Account	0.00	0.00	0.00	0.00	0.00	0.00	0.00	0.00	0.00	0.00	0.00	0.00	0.00	0.00	0.00	0.00	0.00	0.00	0.00	0.00	0.00	0.00	0.00	0.00	0.00	0.00	0.00	
Working Fund for FAPs	0.00	0.00	0.00	0.00	0.00	0.00	0.00	0.00	0.00	0.00	0.00	0.00	0.00	0.00	0.00	0.00	0.00	0.00	0.00	0.00	0.00	0.00	0.00	0.00	0.00	0.00	0.00	
Cash Disbursement Ceiling (CDC)	0.00	0.00	0.00	0.00	0.00	0.00	0.00	0.00	0.00	0.00	0.00	0.00	0.00	0.00	0.00	0.00	0.00	0.00	0.00	0.00	0.00	0.00	0.00	0.00	0.00	0.00	0.00	
TOTAL CASH DISBURSEMENTS	19,630,481.93	7,704,838.19	0.00	0.00	27,335,300.12	0.00	0.00	0.00	0.00	0.00	19,630,481.93	7,704,838.19	0.00	0.00	27,335,300.12	19,630,481.93	7,704,838.19	0.00	0.00	27,335,300.12	19,630,481.93	7,704,838.19	0.00	0.00	27,335,300.12			
NON-CASH DISBURSEMENTS	1,575,380.35	332,288.00	0.00	0.00	1,907,668.35	0.00	0.00	0.00	0.00	0.00	1,575,380.35	332,288.00	0.00	0.00	1,907,668.35	1,575,380.35	332,288.00	0.00	0.00	1,907,668.35	1,575,380.35	332,288.00	0.00	0.00	1,907,668.35			
Tax Remittance Advance Issued (TRA)	1,575,380.35	332,288.00	0.00	0.00	1,907,668.35	0.00	0.00	0.00	0.00	0.00	1,575,380.35	332,288.00	0.00	0.00	1,907,668.35	1,575,380.35	332,288.00	0.00	0.00	1,907,668.35	1,575,380.35	332,288.00	0.00	0.00	1,907,668.35			
TOTAL NON-CASH DISBURSEMENTS	1,575,380.35	332,288.00	0.00	0.00	1,907,668.35	0.00	0.00	0.00	0.00	0.00	1,575,380.35	332,288.00	0.00	0.00	1,907,668.35	1,575,380.35	332,288.00	0.00	0.00	1,907,668.35	1,575,380.35	332,288.00	0.00	0.00	1,907,668.35			
GRAND TOTAL	21,205,862.28	8,037,126.19	0.00	0.00	29,242,988.47	0.00	0.00	0.00	0.00	0.00	21,205,862.28	8,037,126.19	0.00	0.00	29,242,988.47	21,205,862.28	8,037,126.19	0.00	0.00	29,242,988.47	21,205,862.28	8,037,126.19	0.00	0.00	29,242,988.47			

SUMMARY

Particulars	Previous Report		This Month		As at Date	
	(1)	(2)	(3)	(4)	(5)	(6)
Total Disbursement Authorities Received	22,899,893.65	41,505,125.89	64,404,819.54			
NCA	20,964,000.00	36,756,205.00	56,722,205.00			
NFA	115,166.00	3,839,252.54	3,954,418.54			
Working Fund	0.00	0.00	0.00			
TRA	1,820,527.65	1,907,668.35	3,728,195.00			
Less: Notice of Transfer of Allocations (NTA)* Issued	0.00	0.00	0.00			
Total Disbursement Authorities Available	22,899,893.65	41,505,125.89	64,404,819.54			
Less:	0.00	0.00	0.00			
Lapsed NCA	0.00	0.00	0.00			
Disbursements	22,787,163.78	29,242,988.47	52,030,152.25			
Balance of Disbursement Authorities as at date	112,509.87	12,262,157.42	12,374,667.29			
Total Disbursements Program	22,899,893.65	41,505,125.89	64,404,819.54			
Less: *Actual Disbursements	22,787,163.78	29,242,988.47	52,030,152.25			
(Over)/Under spending	112,509.87	12,262,157.42	12,374,667.29			

Certified Officer:

 JUNECEL M. PALMINO
 OIC - Regional Accountant
 Date: _____

Recommending Approval:

 RICO E. GALINDO
 Chief Administrative Officer
 Date: _____

Approved By:

 ATTY. ARNALDO E. ESCOBAR, JR.
 Regional Director
 Date: _____



MONTHLY REPORT OF DISBURSEMENTS
For the month of February 2024

Department : Department of the Interior and Local Government (DILG)
 Agency/Entity : Office of the Secretary
 Operating Unit : Regional Office - V
 Organization Code (UACS) : 14 001 0300005
 Fund Cluster : 07 - Trust Receipts

Particulars	Current Year Budget					Prior Year's Budget					Trust Liabilities					Grand Total					Remarks
	PS	MOOE	FinEx	CO	TOTAL	PS	MOOE	FinEx	CO	TOTAL	PS	MOOE	CO	TOTAL	PS	MOOE	FinEx	CO	TOTAL		
CASH DISBURSEMENTS	0.00	0.00	0.00	0.00	0.00	0.00	0.00	0.00	0.00	0.00	0.00	0.00	0.00	0.00	0.00	0.00	0.00	0.00	0.00	0.00	
Notice of Cash Allocation (NCA)	0.00	0.00	0.00	0.00	0.00	0.00	0.00	0.00	0.00	0.00	0.00	0.00	0.00	0.00	0.00	0.00	0.00	0.00	0.00	0.00	
MDS Checks Issued	0.00	0.00	0.00	0.00	0.00	0.00	0.00	0.00	0.00	0.00	0.00	0.00	0.00	0.00	0.00	0.00	0.00	0.00	0.00	0.00	
Advice to Debit Account	0.00	0.00	0.00	0.00	0.00	0.00	0.00	0.00	0.00	0.00	0.00	0.00	0.00	0.00	0.00	0.00	0.00	0.00	0.00	0.00	
Notice of Transfer Allocations (NTA)	0.00	0.00	0.00	0.00	0.00	0.00	0.00	0.00	0.00	0.00	0.00	0.00	0.00	0.00	0.00	0.00	0.00	0.00	0.00	0.00	
MDS Checks Issued	0.00	0.00	0.00	0.00	0.00	0.00	0.00	0.00	0.00	0.00	0.00	0.00	0.00	0.00	0.00	0.00	0.00	0.00	0.00	0.00	
Advice to Debit Account	0.00	0.00	0.00	0.00	0.00	0.00	0.00	0.00	0.00	0.00	0.00	0.00	0.00	0.00	0.00	0.00	0.00	0.00	0.00	0.00	
Working Fund for FAPs	0.00	0.00	0.00	0.00	0.00	0.00	0.00	0.00	0.00	0.00	0.00	0.00	0.00	0.00	0.00	0.00	0.00	0.00	0.00	0.00	
Cash Disbursement Colling (CDC)	0.00	0.00	0.00	0.00	0.00	0.00	0.00	0.00	0.00	0.00	0.00	0.00	0.00	0.00	0.00	0.00	0.00	0.00	0.00	0.00	
TOTAL CASH DISBURSEMENTS	0.00	0.00	0.00	0.00	0.00	0.00	0.00	0.00	0.00	0.00	0.00	0.00	0.00	0.00	0.00	0.00	0.00	0.00	0.00	0.00	
NON-CASH DISBURSEMENTS	0.00	0.00	0.00	0.00	0.00	0.00	0.00	0.00	0.00	0.00	0.00	0.00	0.00	0.00	0.00	0.00	0.00	0.00	0.00	0.00	
Tax Remittance Advices Issued (TRA)	0.00	0.00	0.00	0.00	0.00	0.00	0.00	0.00	0.00	0.00	0.00	0.00	0.00	0.00	0.00	0.00	0.00	0.00	0.00	0.00	
TOTAL NON-CASH DISBURSEMENTS	0.00	0.00	0.00	0.00	0.00	0.00	0.00	0.00	0.00	0.00	0.00	0.00	0.00	0.00	0.00	0.00	0.00	0.00	0.00	0.00	
GRAND TOTAL	0.00	0.00	0.00	0.00	0.00	0.00	0.00	0.00	0.00	0.00	0.00	0.00	0.00	0.00	0.00	0.00	0.00	0.00	0.00	0.00	

Particulars	Previous Report		This Month		As at Date	
	(1)	(2)	(3)	(4)	(5)	(6)
Total Disbursement Authorities Received	0.00	50,000.00	0.00	50,000.00	0.00	50,000.00
NCA	0.00	50,000.00	0.00	50,000.00	0.00	50,000.00
NTA	0.00	0.00	0.00	0.00	0.00	0.00
Working Fund	0.00	0.00	0.00	0.00	0.00	0.00
TRA	0.00	0.00	0.00	0.00	0.00	0.00
GDC	0.00	0.00	0.00	0.00	0.00	0.00
NCAA	0.00	0.00	0.00	0.00	0.00	0.00
Less: Notice of Transfer of Allocations (NTA)' Issued	0.00	0.00	0.00	0.00	0.00	0.00
Total Disbursement Authorities Available	0.00	50,000.00	0.00	50,000.00	0.00	50,000.00
Less:	0.00	0.00	0.00	0.00	0.00	0.00
Lapsed NCA	0.00	0.00	0.00	0.00	0.00	0.00
Balance of Disbursement Authorities as at date	0.00	50,000.00	0.00	50,000.00	0.00	50,000.00
Total Disbursements Program	0.00	0.00	0.00	0.00	0.00	0.00
Less: Actual Disbursements	0.00	0.00	0.00	0.00	0.00	0.00
(Over)/Under spending	0.00	0.00	0.00	0.00	0.00	0.00

Notes: * The use of NTA is discouraged
 Notes: ** Amounts should tally with the grand total disbursement (column 27).

Certified Correct:

JUNECKER M. EMLARDO
 OIC - Regional Accountant
 Date

Recommending Approval:

RICO F. SAUGICO
 Chief Administrative Officer
 Date

Approved By:

ATTY. ARNALDO E. ESCOBAR, JR.
 Regional Director
 Date



MONTHLY REPORT OF DISBURSEMENTS
For the month of January 2024

Department : Department of the Interior and Local Government (DILG)
 Agency/Entity : Office of the Secretary
 Operating Unit : Regional Office - V
 Organization Code (UACS) : 14 001 0300005
 Fund Cluster : 01 - Regular Agency Fund

Particulars	Current Year Budget					Prior Year's Accounts Payable					Current Year's Budget					Prior Year's Accounts Payable					Trust Liabilities					Grand Total					Remarks
	PS	MOOE	FinEx	CO	TOTAL	PS	MOOE	FinEx	CO	TOTAL	PS	MOOE	FinEx	CO	TOTAL	PS	MOOE	CO	TOTAL	PS	MOOE	FinEx	CO	TOTAL							
CASH DISBURSEMENTS	15,845,072.10	5,142,548.03	0.00	0.00	20,987,620.13	0.00	0.00	0.00	0.00	0.00	0.00	0.00	0.00	0.00	20,987,620.13	0.00	0.00	0.00	0.00	0.00	0.00	0.00	0.00	0.00	20,987,620.13						
Notice of Cash Allocation (NCA)	20,964.00	0.00	0.00	0.00	20,964.00	0.00	0.00	0.00	0.00	0.00	0.00	0.00	0.00	0.00	20,964.00	0.00	0.00	0.00	0.00	0.00	0.00	0.00	0.00	0.00	20,964.00						
MDS Checks Issued	0.00	0.00	0.00	0.00	0.00	0.00	0.00	0.00	0.00	0.00	0.00	0.00	0.00	0.00	0.00	0.00	0.00	0.00	0.00	0.00	0.00	0.00	0.00	0.00	0.00	0.00					
Advice to Debit Account	20,964.00	0.00	0.00	0.00	20,964.00	0.00	0.00	0.00	0.00	0.00	0.00	0.00	0.00	0.00	20,964.00	0.00	0.00	0.00	0.00	0.00	0.00	0.00	0.00	0.00	20,964.00						
Notice of Transfer Allocations (NTA)	15,824,108.10	5,142,548.03	0.00	0.00	20,966,656.13	0.00	0.00	0.00	0.00	0.00	0.00	0.00	0.00	0.00	20,966,656.13	0.00	0.00	0.00	0.00	0.00	0.00	0.00	0.00	0.00	20,966,656.13						
MDS Checks Issued	0.00	181,227.59	0.00	0.00	181,227.59	0.00	0.00	0.00	0.00	0.00	0.00	0.00	0.00	0.00	181,227.59	0.00	0.00	0.00	0.00	0.00	0.00	0.00	0.00	0.00	181,227.59						
Advice to Debit Account	15,824,108.10	4,961,320.44	0.00	0.00	20,785,428.54	0.00	0.00	0.00	0.00	0.00	0.00	0.00	0.00	0.00	20,785,428.54	0.00	0.00	0.00	0.00	0.00	0.00	0.00	0.00	0.00	20,785,428.54						
Working Fund for FAPs	0.00	0.00	0.00	0.00	0.00	0.00	0.00	0.00	0.00	0.00	0.00	0.00	0.00	0.00	0.00	0.00	0.00	0.00	0.00	0.00	0.00	0.00	0.00	0.00	0.00	0.00					
Cash Disbursement Ceiling (CDC)	0.00	0.00	0.00	0.00	0.00	0.00	0.00	0.00	0.00	0.00	0.00	0.00	0.00	0.00	0.00	0.00	0.00	0.00	0.00	0.00	0.00	0.00	0.00	0.00	0.00	0.00					
TOTAL CASH DISBURSEMENTS	15,845,072.10	5,142,548.03	0.00	0.00	20,987,620.13	0.00	0.00	0.00	0.00	0.00	0.00	0.00	0.00	0.00	20,987,620.13	0.00	0.00	0.00	0.00	0.00	0.00	0.00	0.00	0.00	20,987,620.13						
NON-CASH DISBURSEMENTS	1,820,527.65	0.00	0.00	0.00	1,820,527.65	0.00	0.00	0.00	0.00	0.00	0.00	0.00	0.00	0.00	1,820,527.65	0.00	0.00	0.00	0.00	0.00	0.00	0.00	0.00	0.00	1,820,527.65						
Tax Remittance Advices Issued (TRA)	1,820,527.65	0.00	0.00	0.00	1,820,527.65	0.00	0.00	0.00	0.00	0.00	0.00	0.00	0.00	0.00	1,820,527.65	0.00	0.00	0.00	0.00	0.00	0.00	0.00	0.00	0.00	1,820,527.65						
TOTAL NON-CASH DISBURSEMENTS	1,820,527.65	0.00	0.00	0.00	1,820,527.65	0.00	0.00	0.00	0.00	0.00	0.00	0.00	0.00	0.00	1,820,527.65	0.00	0.00	0.00	0.00	0.00	0.00	0.00	0.00	0.00	1,820,527.65						
GRAND TOTAL	17,665,599.75	5,142,548.03	0.00	0.00	22,808,147.78	0.00	0.00	0.00	0.00	0.00	0.00	0.00	0.00	0.00	22,808,147.78	0.00	0.00	0.00	0.00	0.00	0.00	0.00	0.00	0.00	22,808,147.78						

Particulars	(1)	Previous Report	(2)	This Month	(3)	As at Date	
						(4)	(5)
Total Disbursement Authorities Received	0.00	0.00	22,808,147.78	22,808,147.78	22,808,147.78	22,808,147.78	22,808,147.78
NCA	0.00	0.00	20,964.00	20,964.00	20,964.00	20,964.00	20,964.00
NTA	0.00	0.00	20,966,656.13	20,966,656.13	20,966,656.13	20,966,656.13	20,966,656.13
Working Fund	0.00	0.00	0.00	0.00	0.00	0.00	0.00
TRA	0.00	0.00	1,820,527.65	1,820,527.65	1,820,527.65	1,820,527.65	1,820,527.65
Less: Notice of Transfer of Allocations (NTA)* Issued	0.00	0.00	0.00	0.00	0.00	0.00	0.00
Total Disbursement Authorities Available	0.00	0.00	22,808,147.78	22,808,147.78	22,808,147.78	22,808,147.78	22,808,147.78
Less:	0.00	0.00	0.00	0.00	0.00	0.00	0.00
Lapsed NCA	0.00	0.00	0.00	0.00	0.00	0.00	0.00
Disbursements	0.00	0.00	22,808,147.78	22,808,147.78	22,808,147.78	22,808,147.78	22,808,147.78
Balance of Disbursement Authorities as at date	0.00	0.00	0.00	0.00	0.00	0.00	0.00
Total Disbursements Program	0.00	0.00	22,808,147.78	22,808,147.78	22,808,147.78	22,808,147.78	22,808,147.78
Less: *Actual Disbursements	0.00	0.00	22,808,147.78	22,808,147.78	22,808,147.78	22,808,147.78	22,808,147.78
(Over)/Under spending	0.00	0.00	0.00	0.00	0.00	0.00	0.00

Notes: * The use of NTA is discouraged
 Notes: ** Amounts should tally with the grand total disbursement (column 27).

Recommending Approval:

JUNIEL M. ALARIDO
 OIC-Regional Accountant
 Date:

Approved By:

RITO ARINALDO E. ESCOBAR, JR.
 Regional Director
 Date:

