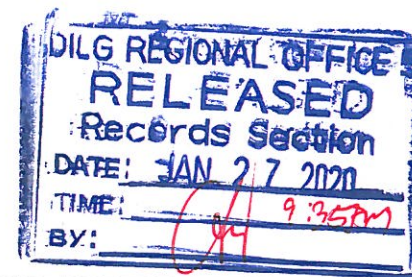


FY 2020 MONTHLY DISBURSEMENT PROGRAM
(In Thousand Pesos)

Department : DEPARTMENT OF THE INTERIOR AND LOCAL GOVERNMENT
 Agency : OFFICE OF THE SECRETARY
 Operating Unit : REGIONAL OFFICE V
 Organization Code (UA : 140010300005




PARTICULARS	UACS CODE	TOTAL PROGR AM	TAX REM. ADVICE (TRA)	NET PROGR AM	FULL YEAR REQUIREMENT																	FULL YEAR TOTAL
					QUARTER 1				QUARTER 2				QUARTER 3				QUARTER 4					
					JAN	FEB	MAR	TOTAL	APR	MAY	JUN	TOTAL	JUL	AUG	SEPT	TOTAL	OCT	NOV	DEC	TOTAL		
1	2	3	4	5	6	7	8	9	10	11	12	13	14	15	16	17	18	19	20	21	22	
Part A																						
I. NOTICE OF CASH ALLOCATION																						
A. Fiscal Year's (FY) Budget																						
New GAA																						
Comprehensive Release																						
Specific Budget of National Govt. Agencies (Programs and Locally Funded Projects)																						
PS	6%	224,702	13,685	211,016	14,497	14,497	14,497	43,491	16,291	28,462	14,497	59,250	14,497	14,497	14,497	43,491	14,497	29,957	15,992	60,446	206,678	
MOOE	5%	23,810	1,190	22,620	5,000	1,000	1,000	7,000	2,000	1,000	1,000	4,000	2,000	1,000	1,000	4,000	2,000	2,000	2,000	6,000	21,000	
Fin Exp.(if applicable)																						
CO		0	0	0	0	0	0	0	0	0	0	0	0	0	0	0	0	0	0	0	0	
Automatic Appropriation																						
RLIP (PS)	4102	20,110		20,110	1,675	1,675	1,675	5,025	1,675	1,675	1,675	5,025	1,675	1,675	1,675	5,025	1,675	1,675	1,675	5,025	20,100	
TOTAL PROGRAM, FY BUDGET																						
PS		244,812	13,685	231,126	16,172	16,172	16,172	48,516	17,966	30,137	16,172	64,275	16,172	16,172	16,172	48,516	16,172	31,632	17,667	65,471	226,778	
MOOE		23,810	1,190	22,620	5,000	1,000	1,000	7,000	2,000	1,000	1,000	4,000	2,000	1,000	1,000	4,000	2,000	2,000	2,000	6,000	21,000	
Fin Exp.(if applicable)																						
CO		0	0	0	0	0	0	0	0	0	0	0	0	0	0	0	0	0	0	0	0	
B. Prior Year (PY) Obligation *																						
Prior Year Accounts Payable																						
PS					1,265			1,265													1,265	
MOOE					16,166	5,000	5,000	26,166	5,000	5,000	5,000	15,000	5,000	5,000	5,000	15,000	5,000	5,000	5,000	15,000	71,166	
Fin Exp.(if applicable)																						
CO					0	0	0	0				0				0				0	0	
Continuing Appropriations																						
PS									600	600	600	1,800	600	600	600	1,800	600	600	600	1,800	5,400	
MOOE																						
Fin Exp.(if applicable)																						
CO																						
TOTAL PROGRAM, PY OBLIGATION																						
PS		0	0	0	1,265	0	0	1,265	0	0	0	0	0	0	0	0	0	0	0	0	1,265	
MOO		0	0	0	16,166	5,000	5,000	26,166	5,600	5,600	5,600	16,800	5,600	5,600	5,600	16,800	5,600	5,600	5,600	16,800	76,566	
Fin Exp.(if applicable)																						
CO		0	0	0	0	0	0	0	0	0	0	0	0	0	0	0	0	0	0	0	0	
TOTAL NCA PROGRAM																						
PS		244,812	13,685	231,126	17,437	16,172	16,172	49,781	17,966	30,137	16,172	64,275	16,172	16,172	16,172	48,516	16,172	31,632	17,667	65,471	228,043	
MOO		23,810	1,190	22,620	21,166	6,000	6,000	33,166	7,600	6,600	6,600	20,800	7,600	6,600	6,600	20,800	7,600	7,600	7,600	22,800	97,566	
Fin Exp.(if applicable)																						
CO					0	0	0	0	0	0	0	0	0	0	0	0	0	0	0	0	0	


FY 2020 MONTHLY DISBURSEMENT PROGRAM
(In Thousand Pesos)


Department : DEPARTMENT OF THE INTERIOR AND LOCAL GOVERNMENT
 Agency : OFFICE OF THE SECRETARY
 Operating Unit : REGIONAL OFFICE V
 Organization Code (UA : 140010300005

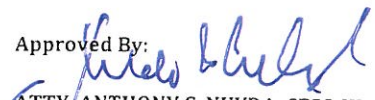
PARTICULARS	UACS CODE	TOTAL PROGR AM	TAX REM. ADVICE (TRA)	NET PROGR AM	FULL YEAR REQUIREMENT																	
					QUARTER 1				QUARTER 2				QUARTER 3				QUARTER 4				FULL YEAR TOTAL	
					JAN	FEB	MAR	TOTAL	APR	MAY	JUN	TOTAL	JUL	AUG	SEPT	TOTAL	OCT	NOV	DEC	TOTAL		
1	2	3	4	5	6	7	8	9=0+7+	10	11	12	13=10+	14	15	16	17=14+	18	19	20	21=18+	22	
IV. TAX REMITTANCE ADVICE																						
PS			17,976		1,498	1,498	1,498	4,494	1,498	1,498	1,498	4,494	1,498	1,498	1,498	4,494	1,498	1,498	1,498	4,494	17,976	
MOO			1,191		263	53	53	368	105	53	53	211	105	53	53	211			105	105	211	1,000
Fin Exp.(if applicable)																						
CO			0	0	0	0	0	0	0	0	0	0	0	0	0	0	0	0	0	0	0	0
VI. TOTAL DISBURSEMENT PROGRAM																						
PS		244,812	31,661	231,126	18,935	17,670	17,670	54,275	19,464	31,635	17,670	68,769	17,670	17,670	17,670	53,010	17,670	33,130	19,165	69,965	246,019	
MOO		23,810	2,381	22,620	21,429	6,053	6,053	33,534	7,705	6,653	6,653	21,011	7,705	6,653	6,653	21,011	7,600	7,705	7,705	23,011	98,566	
Fin Exp.(if applicable)																						
CO		0	0	0	0	0	0	0	0	0	0	0	0	0	0	0	0	0	0	0	0	

Footnote: Please cite assumptions/parameters used

Prepared By: 
MARILI M. PECSON
 Regional Budget Officer
 Date:

Prepared By: 
COREE MODESSA F. BADONG
 Regional Accountant
 Date:

Certified Correct by: 
ALFREDO L. SALLAN
 Chief Administrative Officer
 Date:

Approved By: 
ATTY. ANTHONY C. NUYDA, CESO III
 Regional Director
 Date: