

MONTHLY REPORT OF DISBURSEMENTS
For the month of JULY to SEPTEMBER 2019

Department: DEPARTMENT OF THE INTERIOR AND LOCAL GOVERNMENT
Entity Name: OFFICE OF THE SECRETARY
Operating Unit: REGIONAL OFFICE V
Organization Code (UACS): 140010300005
Funding Source Code (as clustered): 01 - REGULAR AGENCY FUND
(e.g. Old Fund Code: 101,102, 151)

PARTICULARS	CURRENT YEAR BUDGET					PRIOR YEAR'S BUDGET											SUB-TOTAL	TRUST LIABILITIES				GRAND TOTAL					Remarks
	PS	MOOE	Fin. Exp.	CO	TOTAL	PRIOR YEAR'S ACCOUNTS PAYABLE					CURRENT YEAR'S ACCOUNTS PAYABLE					TOTAL		PS	EMOE	CO	TOTAL	PS	MOOE	Fin. Exp.	CO	TOTAL	
						PS	MOOE	Fin. Exp.	CO	Sub-Total	PS	MOOE	Fin. Exp.	CO	Sub-Total												
1	2	3	4	5	6=(2+3+4+5)	7	8	9	10	11=(7+8+9+10)	12	13	14	15	16=(12+13+14+15)	17=(11+16)	18=(6-17)	19	20	21	22=(19+20+21)	23	24	25	26	27=(23+24+25+26)	28
JULY																											
Notice of Cash Alloca																											
MDS Checks Iss	59,168.63	4,210,480.08			4,269,648.71					-					-							59,168.63	4,210,480.08			4,269,648.71	
Advice to Debit Account	15,740,837.81	8,264,937.26			24,005,775.07					-					-							15,740,837.81	8,264,937.26			24,005,775.07	
Tax Remittance Advices Issued	1,707,427.00	308,309.55			2,015,736.55					-					-							1,707,427.00	308,309.55			2,015,736.55	
Cash Disbursement Ceiling																											
Non-Cash Availment Authority																											
Others (CDT, Docs Stamp, etc.)																											
TOTAL	17,507,433.44	12,783,726.89	-	-	30,291,160.33	-	-	-	-	-	-	-	-	-	-	-	-	-	-	-	-	17,507,433.44	12,783,726.89	-	-	30,291,160.33	-
AUGUST																											
Notice of Cash Alloca																											
MDS Checks Iss	78,090.55	11,434,679.23			11,512,769.78					-												78,090.55	11,434,679.23			11,512,769.78	
Advice to Debit Account	15,523,674.16	4,394,462.38			19,918,136.54					-												15,523,674.16	4,394,462.38			19,918,136.54	
Tax Remittance Advices Issued	1,698,526.30	63,135.26			1,761,661.56					-												1,698,526.30	63,135.26			1,761,661.56	
Cash Disbursement Ceiling																											
Non-Cash Availment Authority																											
Others (CDT, Docs Stamp, etc.)																											
TOTAL	17,300,291.01	15,892,276.87	-	-	33,192,567.88	-	-	-	-	-	-	-	-	-	-	-	-	-	-	-	-	17,300,291.01	15,892,276.87	-	-	33,192,567.88	-
SEPTEMBER																											
Notice of Cash Alloca																											
MDS Checks Iss	-	-			-					-												-	-			-	
Advice to Debit Account	-	-			-					-												-	-			-	
Tax Remittance Advices Issued	-	-			-					-												-	-			-	
Cash Disbursement Ceiling																											
Non-Cash Availment Authority																											
Others (CDT, Docs Stamp, etc.)																											
TOTAL	-	-	-	-	-	-	-	-	-	-	-	-	-	-	-	-	-	-	-	-	-	-	-	-	-	-	-
3RD QUARTER																											
Notice of Cash Alloca																											
MDS Checks Iss	137,259.18	15,645,159.31			15,782,418.49					-					-							137,259.18	15,645,159.31			15,782,418.49	
Advice to Debit Account	31,264,511.97	12,659,399.64			43,923,911.61					-					-							31,264,511.97	12,659,399.64			43,923,911.61	
Tax Remittance Advices Issued	3,405,953.30	371,444.81			3,777,398.11					-					-							3,405,953.30	371,444.81			3,777,398.11	
Cash Disbursement Ceiling																											
Non-Cash Availment Authority																											
Others (CDT, Docs Stamp, etc.)																											
GRAND TOTAL	34,807,724.45	28,676,003.76	-	-	63,483,728.21	-	-	-	-	-	-	-	-	-	-	-	-	-	-	-	-	34,807,724.45	28,676,003.76	-	-	63,483,728.21	

JULY	Previous Report	This month	As of Date
Total Disbursement Authorities Received			
NCA	143,790,531.63	34,168,361.34	177,958,892.97
Working Fund			
TRA	10,655,856.38	2,015,736.55	12,671,592.93
CDC			
NCAA			
Others (CDT, BTr Docs Stamp, etc.)			
Less: Notice of Transfer Allocations (NTA)* issued			
Total Disbursements Authorities Available	154,446,388.01	36,184,097.89	190,630,485.90
Less: Lapsed NCA	145,376.65	-	145,376.65
Disbursements *	154,301,011.36	30,291,160.33	184,592,171.69
Balance of Disbursements Authorities as of to date		5,892,937.56	5,892,937.56

	Previous Report	This month	As of Date
Total Disbursements Program	154,446,388.01	36,184,097.89	190,630,485.90
Less: * Actual Disbursements	154,301,011.36	30,291,160.33	184,592,171.69
(Over)/Under spending	145,376.65	5,892,937.56	6,038,314.21

AUGUST	Previous Report	This month	As of Date
Total Disbursement Authorities Received			
NCA	177,958,892.97	30,064,320.00	208,023,212.97
Working Fund			
TRA	12,671,592.93	1,761,661.56	14,433,254.49
CDC			
NCAA			
Others (CDT, BTr Docs Stamp, etc.)			
Less: Notice of Transfer Allocations (NTA)* issued			
Total Disbursements Authorities Available	190,630,485.90	31,825,981.56	222,456,467.46
Less: Lapsed NCA	145,376.65	-	145,376.65
Disbursements *	184,592,171.69	33,192,567.88	217,784,739.57
Balance of Disbursements Authorities as of to date	5,892,937.56	(1,366,586.32)	4,526,351.24

	Previous Report	This month	As of Date
Total Disbursements Program	190,630,485.90	31,825,981.56	222,456,467.46
Less: * Actual Disbursements	184,592,171.69	33,192,567.88	217,784,739.57
(Over)/Under spending	6,038,314.21	(1,366,586.32)	4,671,727.89


SEPTEMBER	Previous Report	This month	As of Date
Total Disbursement Authorities Received			
NCA	208,023,212.97	-	208,023,212.97
Working Fund			
TRA	14,433,254.49	-	14,433,254.49
CDC			
NCAA			
Others (CDT, BTr Docs Stamp, etc.)			
Less: Notice of Transfer Allocations (NTA)* issued			
Total Disbursements Authorities Available	222,456,467.46	-	222,456,467.46
Less: Lapsed NCA	145,376.65	-	145,376.65
Disbursements *	217,784,739.57	-	217,784,739.57
Balance of Disbursements Authorities as of to date	4,526,351.24	-	4,526,351.24


	Previous Report	This month	As of Date
Total Disbursements Program	222,456,467.46	-	222,456,467.46
Less: * Actual Disbursements	217,784,739.57	-	217,784,739.57
(Over)/Under spending	4,671,727.89	-	4,671,727.89

3RD QUARTER	Previous Report	This Quarter	As of Date
Total Disbursement Authorities Received			
NCA	143,790,531.63	64,232,681.34	208,023,212.97
Working Fund			
TRA	10,655,856.38	3,777,398.11	14,433,254.49
CDC			
NCAA			
Others (CDT, BTr Docs Stamp, etc.)			
Less: Notice of Transfer Allocations (NTA)* issued			
Total Disbursements Authorities Available	154,446,388.01	68,010,079.45	222,456,467.46
Less: Lapsed NCA	145,376.65	-	145,376.65
Disbursements *	154,301,011.36	63,483,728.21	217,784,739.57
Balance of Disbursements Authorities as of to date		4,526,351.24	4,526,351.24

	Previous Report	This month	As of Date
Total Disbursements Program	154,446,388.01	68,010,079.45	222,456,467.46
Less: * Actual Disbursements	154,301,011.36	63,483,728.21	217,784,739.57
(Over)/Under spending	145,376.65	4,526,351.24	4,671,727.89

97.90%

Certified Correct: 
 COREE M. DEESSA F. BADONG
 Regional Accountant
 Date: _____

Approved By: 
 ATTY. ANTHONY C. NUYDA, CESO III
 Regional Director
 Date: _____

MONTHLY REPORT OF DISBURSEMENTS
For the month of APRIL to JUNE 2019

Department: DEPARTMENT OF THE INTERIOR AND LOCAL GOVERNMENT
Entity Name: OFFICE OF THE SECRETARY
Operating Unit: REGIONAL OFFICE V
Organization Code (UACS): 140010300005
Funding Source Code (as clustered): 01 - REGULAR AGENCY FUND
(e.g. Old Fund Code: 101,102, 151)

PARTICULARS	CURRENT YEAR BUDGET					PRIOR YEAR'S BUDGET											SUB-TOTAL	TRUST LIABILITIES				GRAND TOTAL					Remarks
	PS	MOOE	Fin. Exp.	CO	TOTAL	PRIOR YEAR'S ACCOUNTS PAYABLE					CURRENT YEAR'S ACCOUNTS PAYABLE					TOTAL		PS	MOOE	CO	TOTAL	PS	MOOE	Fin. Exp.	CO	TOTAL	
						PS	MOOE	Fin. Exp.	CO	Sub-Total	PS	MOOE	Fin. Exp.	CO	Sub-Total												
1	2	3	4	5	6=(2+3+4+5)	7	8	9	10	11=(7+8+9+10)	12	13	14	15	16=(12+13+14+15)	17=(11+16)	18=(6-17)	19	20	21	22=(19+20+21)	23	24	25	26	27=(23+24+25+26)	28
APRIL																											
Notice of Cash Alloca																											
MDS Checks Is:																											
Advice to Debit Account	18,084,494.76	3,016,478.35			21,100,973.11																	18,084,494.76	3,016,478.35			21,100,973.11	
Tax Remittance Advices issued	2,301,302.81	83,150.47			2,384,453.28																	2,301,302.81	83,150.47			2,384,453.28	
Cash Disbursement Ceiling																											
Non-Cash Availment Authority																											
Others (CDT, Docs Stamp, etc.)																											
TOTAL	20,385,797.57	3,099,628.82			23,485,426.39																	20,385,797.57	3,099,628.82			23,485,426.39	
MAY																											
Notice of Cash Alloca																											
MDS Checks Is:	62,800.00	782,897.82			845,697.82																	62,800.00	782,897.82			845,697.82	
Advice to Debit Account	32,305,322.15	2,124,126.84			34,429,448.99																	32,305,322.15	2,124,126.84			34,429,448.99	
Tax Remittance Advices Issued	1,874,197.57	13,616.31			1,887,813.88																	1,874,197.57	13,616.31			1,887,813.88	
Cash Disbursement Ceiling																											
Non-Cash Availment Authority																											
Others (CDT, Docs Stamp, etc.)																											
TOTAL	34,242,319.72	2,920,640.97			37,162,960.69																	34,242,319.72	2,920,640.97			37,162,960.69	
JUNE																											
Notice of Cash Alloca																											
MDS Checks Is:	96,029.04	7,372,405.29			7,468,434.33																	96,029.04	7,372,405.29			7,468,434.33	
Advice to Debit Account	17,482,847.54	3,480,314.08			20,963,161.62																	17,482,847.54	3,480,314.08			20,963,161.62	
Tax Remittance Advices Issued	1,707,427.00	93,184.81			1,800,611.81																	1,707,427.00	93,184.81			1,800,611.81	
Cash Disbursement Ceiling																											
Non-Cash Availment Authority																											
Others (CDT, Docs Stamp, etc.)																											
TOTAL	19,286,303.58	10,945,904.18			30,232,207.76																	19,286,303.58	10,945,904.18			30,232,207.76	
2ND QUARTER																											
Notice of Cash Alloca																											
MDS Checks Is:	158,829.04	8,155,303.11			8,314,132.15																	158,829.04	8,155,303.11			8,314,132.15	
Advice to Debit Account	67,872,664.45	8,620,919.27			76,493,583.72																	67,872,664.45	8,620,919.27			76,493,583.72	
Tax Remittance Advices issued	5,882,927.38	189,951.59			6,072,878.97																	5,882,927.38	189,951.59			6,072,878.97	
Cash Disbursement Ceiling																											
Non-Cash Availment Authority																											
Others (CDT, Docs Stamp, etc.)																											
GRAND TOTAL	73,914,420.87	16,966,173.97			90,880,594.84																	73,914,420.87	16,966,173.97			90,880,594.84	

APRIL	Previous Report	This month	As of Date
Total Disbursement Authorities Received			
NCA	58,959,887.68	24,882,512.00	83,842,399.68
Working Fund			
TRA	4,582,977.41	2,384,453.28	6,967,430.69
CDC			
NCAA			
Others (CDT, BTr Docs Stamp, etc.)			
Less: Notice of Transfer Allocations (NTA)* issued			
Total Disbursements Authorities Available	63,542,865.09	27,266,965.28	90,809,830.37
Less: Lapsed NCA	122,448.57	-	122,448.57
Disbursements *	63,420,416.52	23,485,426.39	86,905,842.91
Balance of Disbursements Authorities as of to date		3,781,538.89	3,781,538.89

	Previous Report	This month	As of Date
Total Disbursements Program	63,542,865.09	27,266,965.28	90,809,830.37
Less: * Actual Disbursements	63,420,416.52	23,485,426.39	86,905,842.91
(Over)/Under spending	122,448.57	3,781,538.89	3,903,987.46

MAY	Previous Report	This month	As of Date
Total Disbursement Authorities Received			
NCA	83,842,399.68	37,151,019.00	120,993,418.68
Working Fund			
TRA	6,967,430.69	1,887,813.88	8,855,244.57
CDC			
NCAA			
Others (CDT, BTr Docs Stamp, etc.)			
Less: Notice of Transfer Allocations (NTA)* issued			
Total Disbursements Authorities Available	90,809,830.37	39,038,832.88	129,848,663.25
Less: Lapsed NCA	122,448.57	-	122,448.57
Disbursements *	86,905,842.91	37,162,960.69	124,068,803.60
Balance of Disbursements Authorities as of to date	3,781,538.89	1,875,872.19	5,657,411.08

	Previous Report	This month	As of Date
Total Disbursements Program	90,809,830.37	39,038,832.88	129,848,663.25
Less: * Actual Disbursements	86,905,842.91	37,162,960.69	124,068,803.60
(Over)/Under spending	3,903,987.46	1,875,872.19	5,779,859.65


JUNE	Previous Report	This month	As of Date
Total Disbursement Authorities Received			
NCA	120,993,418.68	22,797,112.95	143,790,531.63
Working Fund			
TRA	8,855,244.57	1,800,611.81	10,655,856.38
CDC			
NCAA			
Others (CDT, BTr Docs Stamp, etc.)			
Less: Notice of Transfer Allocations (NTA)* issued			
Total Disbursements Authorities Available	129,848,663.25	24,597,724.76	154,446,388.01
Less: Lapsed NCA	122,448.57	22,928.08	145,376.65
Disbursements *	124,068,803.60	30,232,207.76	154,301,011.36
Balance of Disbursements Authorities as of to date	5,657,411.08	(5,657,411.08)	-


	Previous Report	This month	As of Date
Total Disbursements Program	129,848,663.25	24,597,724.76	154,446,388.01
Less: * Actual Disbursements	124,068,803.60	30,232,207.76	154,301,011.36
(Over)/Under spending	5,779,859.65	(5,634,483.00)	145,376.65

2ND QUARTER	Previous Report	This Quarter	As of Date
Total Disbursement Authorities Received			
NCA	58,959,887.68	84,830,643.95	143,790,531.63
Working Fund			
TRA	4,582,977.41	6,072,878.97	10,655,856.38
CDC			
NCAA			
Others (CDT, BTr Docs Stamp, etc.)			
Less: Notice of Transfer Allocations (NTA)* issued			
Total Disbursements Authorities Available	63,542,865.09	90,903,522.92	154,446,388.01
Less: Lapsed NCA	122,448.57	22,928.08	145,376.65
Disbursements *	63,420,416.52	90,880,594.84	154,301,011.36
Balance of Disbursements Authorities as of to date		-	-

	Previous Report	This month	As of Date
Total Disbursements Program	63,542,865.09	90,903,522.92	154,446,388.01
Less: * Actual Disbursements	63,420,416.52	90,880,594.84	154,301,011.36
(Over)/Under spending	122,448.57	22,928.08	145,376.65

99.91%

Certified Correct:

 COREE MODESSA F. BADONG
 Regional Accountant
 Date: _____

Approved By:

 ATTY. ANTHONY C. NUYDA, CESO III
 Regional Director
 Date: _____

MONTHLY REPORT OF DISBURSEMENTS
For the month of JANUARY to MARCH, 2019

Department: DEPARTMENT OF THE INTERIOR AND LOCAL GOVERNMENT
Entity Name: OFFICE OF THE SECRETARY
Operating Unit: REGIONAL OFFICE V
Organization Code (UACS): 140010300005
Funding Source Code (as clustered): 01 - REGULAR AGENCY FUND
(e.g. Old Fund Code: 101,102, 151)

PARTICULARS	CURRENT YEAR BUDGET					PRIOR YEAR'S BUDGET										SUB-TOTAL	TRUST LIABILITIES				GRAND TOTAL					Remarks	
	PS	MOOE	Fin. Exp.	CO	TOTAL	PRIOR YEAR'S ACCOUNTS PAYABLE					CURRENT YEAR'S ACCOUNTS PAYABLE						PS	MOOE	CO	TOTAL	PS	MOOE	Fin. Exp.	CO	TOTAL		
						PS	MOOE	Fin. Exp.	CO	Sub-Total	PS	MOOE	Fin. Exp.	CO	Sub-Total												
1	2	3	4	5	6=(2+3+4+5)	7	8	9	10	11=(7+8+9+10)	12	13	14	15	16=(12+13+14+15)	17=(11+16)	18=(6+17)	19	20	21	22=(19+20+21)	23	24	25	26	27=(23+24+25+26)	28
Notice of Cash Allocation (NCA) MDS Checks Issued Advice to Debit Account Working Fund (NCA issued to BTr) Tax Remittance Advices Issued (TRA) Cash Disbursement Ceiling (CDC) Non-Cash Availment Authority (NCAA) Others (CDT, BTr Docs Stamp, etc.) TOTAL																											e.g. Reasons for over or under spending and the catch-up plan
JANUARY																											
Notice of Cash Allocation MDS Checks Issued Advice to Debit Account Tax Remittance Advices Issued Cash Disbursement Ceiling Non-Cash Availment Authority Others (CDT, Docs Stamp, etc.) TOTAL	9,972,481.05 1,452,533.67	1,116,697.98 53,924.36	- -	- -	11,089,179.03 1,506,458.03	4,670,346.63	1,550,673.72	- -	- -	6,221,020.35	- -	- -	- -	- -	- -	6,221,020.35	17,310,199.38 1,506,458.03					31,953,027.06 2,958,991.70	2,667,371.70 53,924.36	- -	- -	17,310,199.38 1,506,458.03	-
	11,425,014.72	1,170,622.34	-	-	12,595,637.06	4,670,346.63	1,550,673.72	-	-	6,221,020.35	-	-	-	-	-	6,221,020.35	18,816,657.41	-	-	-	-	34,912,018.76	2,721,296.06	-	-	18,816,657.41	-
FEBRUARY																											
Notice of Cash Allocation MDS Checks Issued Advice to Debit Account Tax Remittance Advices Issued Cash Disbursement Ceiling Non-Cash Availment Authority Others (CDT, Docs Stamp, etc.) TOTAL	12,462,954.17 1,416,303.87	4,722,623.52 129,021.60	- -	- -	17,185,577.69 1,545,325.47	373,921.87	1,625,487.22	- -	- -	1,999,409.09	- -	- -	- -	- -	- -	1,999,409.09	19,184,986.78 1,545,325.47					32,021,862.82 2,961,629.34	6,348,110.74 129,021.60	- -	- -	19,184,986.78 1,545,325.47	-
	13,879,258.04	4,851,645.12	-	-	18,730,903.16	373,921.87	1,625,487.22	-	-	1,999,409.09	-	-	-	-	-							34,983,492.16	6,477,132.34	-	-	20,730,312.25	-
MARCH																											
Notice of Cash Allocation MDS Checks Issued Advice to Debit Account Tax Remittance Advices Issued Cash Disbursement Ceiling Non-Cash Availment Authority Others (CDT, Docs Stamp, etc.) TOTAL	14,551,805.03 1,415,953.17	6,284,915.30 115,240.74	- -	- -	20,836,720.33 1,531,193.91	10,000.00	1,495,532.62	- -	- -	1,505,532.62	- -	- -	- -	- -	- -	1,505,532.62	22,342,252.95 1,531,193.91					36,904,057.98 2,947,147.08	7,780,447.92 115,240.74	- -	- -	22,342,252.95 1,531,193.91	-
	15,967,758.20	6,400,156.04	-	-	22,367,914.24	10,000.00	1,495,532.62	-	-	1,505,532.62	-	-	-	-	-							39,851,205.06	7,895,688.66	-	-	23,873,446.86	-
1ST QUARTER																											
Notice of Cash Allocation MDS Checks Issued Advice to Debit Account Tax Remittance Advices Issued Cash Disbursement Ceiling Non-Cash Availment Authority Others (CDT, Docs Stamp, etc.) TOTAL	- 36,987,240.25 4,284,790.71 - - - -	- 12,124,236.80 298,186.70 - - - -	- - - - - - -	- - - - - - -	- 49,111,477.05 4,582,977.41 - - - -	- 5,054,268.50 - - - - -	- 4,671,693.56 - - - - -	- - - - - -	- - - - - -	- 9,725,962.06 - - - - -	- - - - - -	- - - - - -	- - - - - -	- - - - - -	- - - - - -	- 9,725,962.06 4,582,977.41 - - - -	- 58,837,439.11 - - - - -	- - - - - -	- - - - - -	- - - - - -	- - - - - -	- - - - - -	- - - - - -	- - - - - -	- - - - - -	- - - - - -	
GRAND TOTAL	41,272,030.96	12,422,423.50	-	-	53,694,454.46	5,054,268.50	4,671,693.56	-	-	9,725,962.06	-	-	-	-	-	6,221,020.35	18,816,657.41	-	-	-	-	109,746,715.98	17,094,117.06	-	-	63,420,416.52	-

JANUARY

	Previous Report	This month	As of Date
Total Disbursement Authorities Received			
NCA		17,910,988.62	17,910,988.62
Working Fund			
TRA		1,506,458.03	1,506,458.03
CDC			
NCAA			
Others (CDT, BTr Docs Stamp, etc.)			
Less: Notice of Transfer Allocations (NTA)* issued			
Total Disbursements Authorities Available		19,417,446.65	19,417,446.65
Less: Lapsed NCA			
Disbursements *		18,816,657.41	18,816,657.41
Balance of Disbursements Authorities as of to date		600,789.24	600,789.24

Total Disbursements Program
Less: * Actual Disbursements
(Over)/Under spending

Previous Report	This month	As of Date
-	19,417,446.65	19,417,446.65
-	18,816,657.41	18,816,657.41
-	600,789.24	600,789.24

FEBRUARY

	Previous Report	This month	As of Date
Total Disbursement Authorities Received			
NCA	17,910,988.62	22,000,337.00	39,911,325.62
Working Fund			
TRA	1,506,458.03	1,545,325.47	3,051,783.50
CDC			
NCAA			
Others (CDT, BTr Docs Stamp, etc.)			
Less: Notice of Transfer Allocations (NTA)* issued			
Total Disbursements Authorities Available	19,417,446.65	23,545,662.47	42,963,109.12
Less: Lapsed NCA			
Disbursements *	18,816,657.41	20,730,312.25	39,546,969.66
Balance of Disbursements Authorities as of to date	600,789.24	2,815,350.22	3,416,139.46

Total Disbursements Program
Less: * Actual Disbursements
(Over)/Under spending

Previous Report	This month	As of Date
19,417,446.65	23,545,662.47	42,963,109.12
18,816,657.41	20,730,312.25	39,546,969.66
600,789.24	2,815,350.22	3,416,139.46

MARCH

	Previous Report	This month	As of Date
Total Disbursement Authorities Received			
NCA	39,911,325.62	19,048,562.06	58,959,887.68
Working Fund			
TRA	3,051,783.50	1,531,193.91	4,582,977.41
CDC			
NCAA			
Others (CDT, BTr Docs Stamp, etc.)			
Less: Notice of Transfer Allocations (NTA)* issued			
Total Disbursements Authorities Available	42,963,109.12	20,579,755.97	63,542,865.09
Less: Lapsed NCA			
Disbursements *	39,546,969.66	23,873,446.86	63,420,416.52
Balance of Disbursements Authorities as of to date	3,416,139.46	(3,416,139.46)	-

Total Disbursements Program
Less: * Actual Disbursements
(Over)/Under spending

Previous Report	This month	As of Date
42,963,109.12	20,579,755.97	63,542,865.09
39,546,969.66	23,873,446.86	63,420,416.52
3,416,139.46	(3,293,690.89)	122,448.57

1ST QUARTER

	Previous Report	This Quarter	As of Date
Total Disbursement Authorities Received			
NCA	-	58,959,887.68	58,959,887.68
Working Fund			
TRA	-	4,582,977.41	4,582,977.41
CDC			
NCAA			
Others (CDT, BTr Docs Stamp, etc.)			
Less: Notice of Transfer Allocations (NTA)* issued			
Total Disbursements Authorities Available	-	63,542,865.09	63,542,865.09
Less: Lapsed NCA	-	122,448.57	122,448.57
Disbursements *	-	63,420,416.52	63,420,416.52
Balance of Disbursements Authorities as of to date	-	-	-

Total Disbursements Program
Less: * Actual Disbursements
(Over)/Under spending

Previous Report	This month	As of Date
-	63,542,865.09	63,542,865.09
-	63,420,416.52	63,420,416.52
-	122,448.57	122,448.57

Certified Correct:

COREE MODESSA F. BADONG
Regional Accountant

Date:

Approved By:

ATTY. ANTHONY E. NUYESA, CESO III
Regional Director

Date: