

SR 2016-07-1102	879,672.00		879,672.00		879,672.00		879,672.00		-		-
SR 2016-06-1021	4,633,000.00		4,633,000.00		4,580,480.00		4,580,480.00		52,520.00		52,520.00
SR2016-08-1286	609,462.00		609,462.00		609,462.00		609,462.00		-		-
SR2016-09-1510	586,448.00		586,448.00		586,448.00		586,448.00		-		-
SR2016-09-1589	156,667.00		156,667.00		156,667.00		156,667.00		-		-
SR2016-10-1651	766,129.00		766,129.00		133,869.40		133,869.40		632,259.60		632,259.60
SR2016-11-1941	100,000.00		100,000.00		79,298.62		79,298.62		20,701.38		20,701.38
4050300002	59,000.00	-	59,000.00	-	7,762.00	-	7,762.00	-	51,238.00	-	51,238.00
SR 2016-09-1496	24,000.00		24,000.00		7,762.00		7,762.00		16,238.00		16,238.00
SR2016-12-2189	35,000.00		35,000.00		-		-		35,000.00		35,000.00
4060100002	2,027,691.00	-	2,027,691.00	-	803,730.07	-	803,730.07	-	1,223,960.93	-	1,223,960.93
SR2016-02-0239	183,477.00		183,477.00		183,477.00		183,477.00		-		-
SR2016-05-0770	675,810.00		675,810.00		269,004.00		269,004.00		406,806.00		406,806.00
SR 2016-08-1247	101,577.00		101,577.00		101,577.00		101,577.00		-		-
SR2016-09-1577	482,625.00		482,625.00		117,881.07		117,881.07		364,743.93		364,743.93
SR2016-10-1639	584,202.00		584,202.00		131,791.00		131,791.00		452,411.00		452,411.00
4070500001											
SR 2016-11-2118	30,000.00		30,000.00		12,847.76		12,847.76		17,152.24		17,152.24
4100100001	9,885,610.00	-	9,885,610.00	-	8,428,136.36	-	8,428,136.36	-	1,457,473.64	-	1,457,473.64
SR2016-02-0114	1,708,602.00		1,708,602.00		1,708,602.00		1,708,602.00		-		-
SR 2016-02-0126	273,675.00		273,675.00		273,675.00		273,675.00		-		-
SR2016-02-0275	186,972.00		186,972.00		105,569.79		105,569.79		81,402.21		81,402.21
SR2016-03-0358	875,700.00		875,700.00		875,700.00		875,700.00		-		-
SR2016-03-0426	6,000.00		6,000.00		6,000.00		6,000.00		-		-
SR2016-04-0502	2,358,489.00		2,358,489.00		2,358,489.00		2,358,489.00		-		-
SR2016-05-856	1,713,000.00		1,713,000.00		1,099,306.60		1,099,306.60		613,693.40		613,693.40
SR2016-05-926	420,103.00		420,103.00		6,310.00		6,310.00		413,793.00		413,793.00
SR2016-07-1148	25,500.00		25,500.00		-		-		25,500.00		25,500.00
SR2016-08-1295	270,969.00		270,969.00		223,148.61		223,148.61		47,820.39		47,820.39
SR2016-11-1989	300,000.00		300,000.00		24,735.36		24,735.36		275,264.64		275,264.64
SR 2016-12-2154	1,746,600.00		1,746,600.00		1,746,600.00		1,746,600.00		-		-
4100300002	624,387.00	-	624,387.00	-	559,824.63	-	559,824.63	-	64,562.37	-	64,562.37
SR 2016-01-0003	17,700.00		17,700.00		17,700.00		17,700.00		-		-
SR 2016-02-0216	67,700.00		67,700.00		67,700.00		67,700.00		-		-
SR2016-05-877	286,987.00		286,987.00		222,424.63		222,424.63		64,562.37		64,562.37
SR2016-11-2096	122,000.00		122,000.00		122,000.00		122,000.00		-		-
SR2016-12-2231	130,000.00		130,000.00		130,000.00		130,000.00		-		-

**DEPARTMENT OF THE INTERIOR AND LOCAL GOVERNMENT
REGION V
STATEMENT OF ALLOTMENTS, OBLIGATIONS AND BALANCES
As of December 31, 2016
BO918- Fund 101/102**

Bureau/Agency: Department of the Interior and Local Government , Region V, Legazpi City

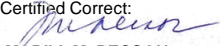
Centrally Managed Funds	-	-	-	-	-	-	-	-	-	-	-
4100600001	752,620.00	-	752,620.00	-	473,863.38	-	473,863.38	-	278,756.62	-	278,756.62
SR 2016-03-0305	2,300.00		2,300.00		2,300.00		2,300.00		-		-
SR2016-04-0488	5,000.00		5,000.00		5,000.00		5,000.00		-		-
SR2016-05-720	21,600.00		21,600.00		21,600.00		21,600.00		-		-
SR2016-05-933	420,390.00		420,390.00		420,390.00		420,390.00		-		-
SR 2016-05-0949	38,480.00		38,480.00		17,589.04		17,589.04		20,890.96		20,890.96
SR 2016-10-1781	198,850.00		198,850.00		6,984.34		6,984.34		191,865.66		191,865.66
SR 2016-11-2103	66,000.00		66,000.00		-		-		66,000.00		66,000.00
4100600003	120,000.00	-	120,000.00	-	120,000.00	-	120,000.00	-	-	-	-
SR2016-01-0036	20,000.00		20,000.00		20,000.00		20,000.00		-		-
SR 2016-05-702	100,000.00		100,000.00		100,000.00		100,000.00		-		-
4100600005											
SR 2016-03-0420	128,000.00		128,000.00		128,000.00		128,000.00		-		-
Centrally Managed Funds	-	-	-	-	-	-	-	-	-	-	-
B. Continuing Appropriations	303,685,183.12	-	303,685,183.12	-	301,543,538.69	-	301,543,538.69	-	2,141,644.43	-	2,141,644.43
PRIOR YEAR'S ALLOTMENT	278,394,418.99	-	278,394,418.99	-	276,546,568.06	-	276,546,568.06	-	1,847,850.93	-	1,847,850.93
MOOE	1,335,463.50		1,335,463.50		1,335,463.50		1,335,463.50		-		-
POC	462.33		462.33		462.33		462.33		-		-
BUB	77,052,493.16		77,052,493.16		75,796,830.00		75,796,830.00		1,255,663.16		1,255,663.16
SALINTUBIG	85,000,000.00		85,000,000.00		85,000,000.00		85,000,000.00		-		-
PAMANA	115,006,000.00		115,006,000.00		114,413,812.23		114,413,812.23		592,187.77		592,187.77
1000100000	9,376,124.00	-	9,376,124.00	-	9,198,133.76	-	9,198,133.76	-	177,990.24	-	177,990.24
SR 2016-10-1763	28,000.00		28,000.00		25,367.00		25,367.00		2,633.00		2,633.00
SR2016-10-1843	1,700,000.00		1,700,000.00		1,578,864.00		1,578,864.00		121,136.00		121,136.00
SR2016-11-1925	400,000.00		400,000.00		400,000.00		400,000.00		-		-
SR2016-11-1973	53,000.00		53,000.00		53,000.00		53,000.00		-		-
SR2016-11-2046	31,224.00		31,224.00		31,224.00		31,224.00		-		-
SR2016-11-2086	80,000.00		80,000.00		25,778.76		25,778.76		54,221.24		54,221.24
SR2016-12-2207	5,688,000.00		5,688,000.00		5,688,000.00		5,688,000.00		-		-
SR 2016-12-2219	1,395,900.00		1,395,900.00		1,395,900.00		1,395,900.00		-		-
2000200000	4,125,724.74	-	4,125,724.74	-	4,125,724.74	-	4,125,724.74	-	-	-	-
SR NO. 2015-04-0364	1,003,005.42		1,003,005.42		1,003,005.42		1,003,005.42		-		-
SR2015-11-1484	596,511.32		596,511.32		596,511.32		596,511.32		-		-
SR 2016-02-0189	45,988.00		45,988.00		45,988.00		45,988.00		-		-
SR2016-05-0737	1,123,200.00		1,123,200.00		1,123,200.00		1,123,200.00		-		-
SR2016-08-1262	299,460.00		299,460.00		299,460.00		299,460.00		-		-
SR 2016-09-1544	313,800.00		313,800.00		313,800.00		313,800.00		-		-
SR 2016-10-1713	743,760.00		743,760.00		743,760.00		743,760.00		-		-
2000100000											
SR2015-06-0654	10,000.00		10,000.00		10,000.00		10,000.00		-		-
3010200000	289,300.00	-	289,300.00	-	239,300.00	-	239,300.00	-	50,000.00	-	50,000.00
SR2016-02-0176	35,000.00		35,000.00		35,000.00		35,000.00		-		-
SR 2016-07-1130	50,000.00		50,000.00		-		-		50,000.00		50,000.00
SR2016-08-1330	35,000.00		35,000.00		35,000.00		35,000.00		-		-

SR2016-10-1851	123,300.00	123,300.00	123,300.00	123,300.00	-	-	-
SR2016-11-1957	46,000.00	46,000.00	46,000.00	46,000.00	-	-	-
40503000001	2,831,653.26	2,831,653.26	2,831,653.26	2,831,653.26	-	-	-
SR 2015-09-1176	33,823.26	33,823.26	33,823.26	33,823.26	-	-	-
SR2016-02-0263	520,370.00	520,370.00	520,370.00	520,370.00	-	-	-
SR 2016-03-0290	6,500.00	6,500.00	6,500.00	6,500.00	-	-	-
SR 2016-05-0798	520,370.00	520,370.00	520,370.00	520,370.00	-	-	-
SR 2016-05-0969	25,000.00	25,000.00	25,000.00	25,000.00	-	-	-
SR 2016-07-1086	6,500.00	6,500.00	6,500.00	6,500.00	-	-	-
SR 2016-08-1204	111,720.00	111,720.00	111,720.00	111,720.00	-	-	-
SR 2016-09-1398	644,000.00	644,000.00	644,000.00	644,000.00	-	-	-
SR 2016-09-1408	443,000.00	443,000.00	443,000.00	443,000.00	-	-	-
SR2016-09-1601	260,185.00	260,185.00	260,185.00	260,185.00	-	-	-
SR 2016-11-1663	260,185.00	260,185.00	260,185.00	260,185.00	-	-	-

DEPARTMENT OF THE INTERIOR AND LOCAL GOVERNMENT
AOB N
STATEMENT OF ALLOTMENTS, OBLIGATIONS AND BALANCES
As of December 31, 2016
BO918- Fund 101/102

Bureau/Agency: Department of the Interior and Local Government , Region V, Legazpi City

PARTICULARS	ALLOTMENTS				CUMULATIVE OBLIGATIONS				BALANCES			
	100	200	300	TOTAL	100	200	300	TOTAL	100	200	300	TOTAL
4060100002	-	2,212,388.00	-	2,212,388.00	-	2,212,388.00	-	2,212,388.00	-	-	-	-
SR 2016-02-0223		138,447.00		138,447.00		138,447.00		138,447.00		-		-
SR2016-05-0785		138,447.00		138,447.00		138,447.00		138,447.00		-		-
SR 2016-09-1452		1,094,700.00		1,094,700.00		1,094,700.00		1,094,700.00		-		-
SR2016-09-1525		138,447.00		138,447.00		138,447.00		138,447.00		-		-
SR2016-10-1623		138,447.00		138,447.00		138,447.00		138,447.00		-		-
SR2016-10-1676		103,500.00		103,500.00		103,500.00		103,500.00		-		-
SR2016-11-1896		12,500.00		12,500.00		12,500.00		12,500.00		-		-
SR2016-12-2166		447,900.00		447,900.00		447,900.00		447,900.00		-		-
4070500001		225,494.10	-	225,494.10	-	175,494.10	-	175,494.10	-	50,000.00	-	50,000.00
SR 2015-07-859		114,580.90		114,580.90		114,580.90		114,580.90		-		-
SR2015-08-0880		60,913.20		60,913.20		60,913.20		60,913.20		-		-
SR2015-10-1365		50,000.00		50,000.00		-		-		50,000.00		50,000.00
4090300001		2,705,312.97	-	2,705,312.97	-	2,689,509.71	-	2,689,509.71	-	15,803.26	-	15,803.26
SR 2015-07-0775		262,000.00		262,000.00		262,000.00		262,000.00		-		-
SR 2015-08-1090		87,090.97		87,090.97		87,090.97		87,090.97		-		-
SR 2016-02-0088		216,000.00		216,000.00		216,000.00		216,000.00		-		-
SR 2016-02-0135		618,770.00		618,770.00		602,966.74		602,966.74		15,803.26		15,803.26
SR 2016-02-0159		54,552.00		54,552.00		54,552.00		54,552.00		-		-
SR2016-06-0986		16,400.00		16,400.00		16,400.00		16,400.00		-		-
SR2016-11-2006		1,450,500.00		1,450,500.00		1,450,500.00		1,450,500.00		-		-
4100600001		3,649.68		3,649.68		3,649.68		3,649.68		-		-
SR No. 2015-02-0030		890.00		890.00		890.00		890.00		-		-
SR No. 2015-11-1456		2,759.68		2,759.68		2,759.68		2,759.68		-		-
41003000002		662,131.58		662,131.58		662,131.58		662,131.58		-		-
SR2015-07-792		28,131.58		28,131.58		28,131.58		28,131.58		-		-
SR2016-05-0909		134,000.00		134,000.00		134,000.00		134,000.00		-		-
SR 2016-07-1157		45,000.00		45,000.00		45,000.00		45,000.00		-		-
SR2016-10-1842		455,000.00		455,000.00		455,000.00		455,000.00		-		-
4100600004		207,150.00		207,150.00		207,150.00		207,150.00		-		-
SR2015-11-1471		11,006.40		11,006.40		11,006.40		11,006.40		-		-
4100600005		1,006.40		1,006.40		1,006.40		1,006.40		-		-
SR2015-10-1387		10,000.00		10,000.00		10,000.00		10,000.00		-		-
SR2016-09-1471		2,565,776.46		2,565,776.46		2,565,776.46		2,565,776.46		-		-
41001000001		751.40		751.40		751.40		751.40		-		-
SR No. 2015-02-0045		327.80		327.80		327.80		327.80		-		-
SR No. 2015-04-0236		335.06		335.06		335.06		335.06		-		-
SR No. 2015-04-0258		24,720.00		24,720.00		24,720.00		24,720.00		-		-
SR2015-10-1353		129,775.35		129,775.35		129,775.35		129,775.35		-		-
SR 2015-10-1373		250,040.85		250,040.85		250,040.85		250,040.85		-		-
SR 2015-11-1488		124,030.00		124,030.00		124,030.00		124,030.00		-		-
SR 2015-11-1492		145,796.00		145,796.00		145,796.00		145,796.00		-		-
SR 2015-12-1578		1,890,000.00		1,890,000.00		1,890,000.00		1,890,000.00		-		-
SR 2015-03-0342		65,052.94		65,052.94		65,052.94		65,052.94		-		-
3020000000		25,696.00		25,696.00		25,696.00		25,696.00		-		-
SR2015-07-826		23,517.50		23,517.50		23,517.50		23,517.50		-		-
SR 2015-08-986		1,581.24		1,581.24		1,581.24		1,581.24		-		-
SR2015-09-1192		14,258.20		14,258.20		14,258.20		14,258.20		-		-
SR2015-09-1225										-		-
GRAND TOTAL	177,403,845.05	1,373,014,151.12	23,048,000.00	1,573,465,996.17	177,284,740.43	1,475,380,978.20	17,739,167.94	1,486,108,000.81	119,104.62	81,930,258.68	5,308,832.06	87,357,995.36

Certified Correct:

MARILI M. PECSON
AO V/Budget Officer III

Noted by:

ELOUISA T. PASTOR, CESO IV
DIC, Regional Director

Date:
January 9, 2017

STATEMENT OF ALLOTMENTS, OBLIGATIONS AND BALANCES

As of September 30, 2016

Bureau/Agency: Department of the Interior and Local Government , Region V, Legazpi City												
PARTICULARS	ALLOTMENTS				CUMULATIVE OBLIGATIONS				BALANCES			
	100	200	300	TOTAL	100	200	300	TOTAL	100	200	300	TOTAL
A. Current Year Appropriations												
123,959,000.00	22,137,000.00	23,048,000.00	169,144,000.00	85,402,936.81	9,371,542.89	17,673,167.94	112,447,647.64	38,556,063.19	12,765,457.11	5,374,832.06	56,696,352.36	
Regular Appropriation	123,959,000.00	22,137,000.00	23,048,000.00	169,144,000.00	85,402,936.81	9,371,542.89	17,673,167.94	112,447,647.64	38,556,063.19	12,765,457.11	5,374,832.06	56,696,352.36
Current Appropriations												
Automatic Appropriation	11,854,000.00	-	-	11,854,000.00	8,877,866.18	-	-	8,877,866.18	2,976,133.82	-	-	2,976,133.82
FY 2016 GAA (RA 10717)-RLIP	11,854,000.00	-	-	11,854,000.00	8,877,866.18	-	-	8,877,866.18	2,976,133.82	-	-	2,976,133.82
OTHER RELEASES	-	973,247,000.00	-	973,247,000.00	-	484,816,439.54	-	484,816,439.54	-	488,430,560.46	-	488,430,560.46
FY 2016 GAA (RA 10717) POC		346,000.00		346,000.00		124,439.54		124,439.54		221,560.46		221,560.46
FY 2016 GAA (RA 10717) PAMANA		353,375,000.00		353,375,000.00		302,500,000.00		302,500,000.00		50,875,000.00		50,875,000.00
FY 2016 GAA (RA 10717) SALINTUBIG		216,730,000.00		216,730,000.00		22,000,000.00		22,000,000.00		194,730,000.00		194,730,000.00
BUB		402,796,000.00		402,796,000.00		160,192,000.00		160,192,000.00		242,604,000.00		242,604,000.00
Centrally Managed Fund 101												
B. Continuing Appropriations		290,528,167.12	300.00	290,527,967.12	100.00	191,835,679.75	300.00	191,835,479.75	100.00	98,692,687.37	300.00	98,692,487.37
Prior Year's Allotment		278,394,418.99	-	278,394,418.99	-	183,563,568.06	-	183,563,568.06	-	94,830,850.93	-	94,830,850.93
MOOE		1,335,463.50		1,335,463.50		1,335,463.50		1,335,463.50		-		-
POC		462.33		462.33		462.33		462.33		-		-
BUB		77,052,493.16		77,052,493.16		44,813,830.00		44,813,830.00		32,238,663.16		32,238,663.16
SALINTUBIG		85,000,000.00		85,000,000.00		27,000,000.00		27,000,000.00		58,000,000.00		58,000,000.00
PAMANA		115,006,000.00		115,006,000.00		110,413,812.23		110,413,812.23		4,592,187.77		4,592,187.77
2000200000		3,381,964.74	-	3,381,964.74	-	3,044,063.88	-	3,044,063.88	-	337,900.86	-	337,900.86
SR NO. 2015-04-0364		1,003,005.42		1,003,005.42		1,003,005.42		1,003,005.42		-		-
SR2015-11-1484		596,511.32		596,511.32		596,511.32		596,511.32		-		-
SR 2016-02-0189		45,988.00		45,988.00		45,988.00		45,988.00		-		-
SR2016-05-0737		1,123,200.00		1,123,200.00		1,123,200.00		1,123,200.00		-		-
SR2016-08-1262		299,460.00		299,460.00		275,359.14		275,359.14		24,100.86		24,100.86
SR 2016-09-1544		313,800.00		313,800.00		-		-		313,800.00		313,800.00
200010000												
SR2015-06-0654		10,000.00		10,000.00		10,000.00		10,000.00		-		-
301020000		120,000.00		120,000.00		15,418.76		15,418.76		104,581.24		104,581.24
SR2016-02-0176		35,000.00		35,000.00		15,418.76		15,418.76		19,581.24		19,581.24
SR 2016-07-1130		50,000.00		50,000.00		-		-		50,000.00		50,000.00
SR2016-08-1330		35,000.00		35,000.00		-		-		35,000.00		35,000.00
4050300001		2,571,468.26		2,571,468.26		1,214,851.89		1,214,851.89		1,356,616.37		1,356,616.37
SR 2015-09-1176		33,823.26		33,823.26		30,195.58		30,195.58		3,627.68		3,627.68
SR2016-02-0263		520,370.00		520,370.00		520,370.00		520,370.00		-		-
SR 2016-03-0290		6,500.00		6,500.00		6,500.00		6,500.00		-		-
SR 2016-05-0798		520,370.00		520,370.00		520,370.00		520,370.00		-		-
SR 2016-05-0969		25,000.00		25,000.00		10,456.00		10,456.00		14,544.00		14,544.00
SR 2016-07-1086		6,500.00		6,500.00		6,500.00		6,500.00		-		-
SR 2016-08-1204		111,720.00		111,720.00		62,044.84		62,044.84		49,675.16		49,675.16
SR 2016-09-1398		644,000.00		644,000.00		46,300.84		46,300.84		597,699.16		597,699.16
SR 2016-09-1408		443,000.00		443,000.00		12,114.63		12,114.63		430,885.37		430,885.37
SR2016-09-1601		260,185.00		260,185.00		-		-		260,185.00		260,185.00
4060100002		1,510,041.00		1,510,041.00		192,058.40		192,058.40		1,317,982.60		1,317,982.60
SR 2016-02-0223		138,447.00		138,447.00		138,447.00		138,447.00		-		-
SR2016-05-0785		138,447.00		138,447.00		53,611.40		53,611.40		84,835.60		84,835.60
SR 2016-09-1452		1,094,700.00		1,094,700.00		-		-		1,094,700.00		1,094,700.00
SR2016-09-1525		138,447.00		138,447.00		-		-		138,447.00		138,447.00
4070500001		225,494.10		225,494.10		175,494.10		175,494.10		50,000.00		50,000.00
SR 2015-07-859		114,580.90		114,580.90		114,580.90		114,580.90		-		-
SR2015-08-0880		60,913.20		60,913.20		60,913.20		60,913.20		-		-
SR2015-10-1365		50,000.00		50,000.00		-		-		50,000.00		50,000.00
4090300001		1,254,812.97		1,254,812.97		608,019.86		608,019.86		646,793.11		646,793.11
SR 2015-07-0775		262,000.00		262,000.00		262,000.00		262,000.00		-		-
SR 2015-08-1090		87,090.97		87,090.97		87,090.97		87,090.97		-		-
SR 2016-02-0088		216,000.00		216,000.00		216,000.00		216,000.00		-		-
SR 2016-02-0135		618,770.00		618,770.00		13,792.89		13,792.89		604,977.11		604,977.11
SR 2016-02-0159		54,552.00		54,552.00		29,136.00		29,136.00		25,416.00		25,416.00
SR2016-06-0986		16,400.00		16,400.00		-		-		16,400.00		16,400.00
4100600001		3,649.68		3,649.68		3,649.68		3,649.68		-		-
SR No. 2015-02-0030		890.00		890.00		890.00		890.00		-		-

SR No. 2015-11-1456		2,759.68		2,759.68		2,759.68		2,759.68		-		-
4100300002		207,331.58	300.00	207,131.58	100.00	207,331.58	300.00	207,131.58	100.00	200.00	300.00	-
SR2015-07-792		28,131.58		28,131.58		28,131.58		28,131.58		-		-

**DEPARTMENT OF THE INTERIOR AND LOCAL GOVERNMENT
REGION V
STATEMENT OF ALLOTMENTS, OBLIGATIONS AND BALANCES
As of September 30, 2016
BO918- Fund 101/102**

Bureau/Agency: Department of the Interior and Local Government , Region V, Legazpi City

PARTICULARS	ALLOTMENTS				CUMULATIVE OBLIGATIONS				BALANCES			
	100	200	300	TOTAL	100	200	300	TOTAL	100	200	300	TOTAL
SR2016-05-0909		134,000.00		134,000.00		134,000.00		134,000.00		-		-
SR 2016-07-1157		45,000.00		45,000.00		45,000.00		45,000.00		-		-
4100600004												
SR2015-11-1471		207,150.00		207,150.00		207,150.00		207,150.00		-		-
4100600005		11,006.40	-	11,006.40	-	1,006.40	-	1,006.40	-	10,000.00	-	10,000.00
SR2015-10-1387		1,006.40		1,006.40		1,006.40		1,006.40		-		-
SR2016-09-1471		10,000.00		10,000.00		-		-		10,000.00		10,000.00
41001000001		2,565,776.46		2,565,776.46		2,531,547.02		2,531,547.02		34,229.44	-	34,229.44
SR No. 2015-02-0045		751.40		751.40		751.40		751.40		-		-
SR No. 2015-04-0236		327.80		327.80		327.80		327.80		-		-
SR No. 2015-04-0258		335.06		335.06		335.06		335.06		-		-
SR2015-10-1353		24,720.00		24,720.00		24,720.00		24,720.00		-		-
SR 2015-10-1373		129,775.35		129,775.35		96,017.06		96,017.06		33,758.29		33,758.29
SR 2015-11-1488		250,040.85		250,040.85		250,040.85		250,040.85		-		-
SR 2015-11-1492		124,030.00		124,030.00		124,030.00		124,030.00		-		-
SR 2015-12-1578		145,796.00		145,796.00		145,796.00		145,796.00		-		-
SR 2015-03-0342		1,890,000.00		1,890,000.00		1,889,528.85		1,889,528.85		471.15		471.15
3020000000		65,052.94	-	65,052.94	-	61,520.12	-	61,520.12	-	3,532.82	-	3,532.82
SR2015-07-826		25,696.00		25,696.00		25,696.00		25,696.00		-		-
SR 2015-08-986		23,517.50		23,517.50		23,517.50		23,517.50		-		-
SR2015-09-1192		1,581.24		1,581.24		1,581.24		1,581.24		-		-
SR2015-09-1225		14,258.20		14,258.20		10,725.38		10,725.38		3,532.82		3,532.82
Current Releases:	27,735,884.85	35,601,966.00	300.00	63,337,650.85	27,665,901.85	22,006,808.04	300.00	49,672,409.89	70,183.00	13,595,357.96	300.00	13,665,240.96
MPBF												
FIRST TRANCHE	27,464,009.00	-	-	27,464,009.00	27,393,926.00	-	-	27,393,926.00	70,083.00	-	-	70,083.00
SARO-BMB-D-16-0002151	9,308,000.00			9,308,000.00	9,308,000.00			9,308,000.00	-			-
SARO-BMB-D-16-0002152	1,028,000.00			1,028,000.00	1,028,000.00			1,028,000.00	-			-
SARO-BMB-D-16-0014453	9,299,479.00			9,299,479.00	9,234,396.00			9,234,396.00	65,083.00			65,083.00
SARO-BMB-D-16-0021002	5,826,030.00			5,826,030.00	5,826,030.00			5,826,030.00	-			-
SR2016-08-1310	2,002,500.00			2,002,500.00	1,997,500.00			1,997,500.00	5,000.00			5,000.00
1000100000		596,275.00	-	596,275.00	-	588,593.88	-	588,593.88	-	7,681.12	-	7,681.12
SR 2016-01-0005		30,000.00		30,000.00		30,000.00		30,000.00		-		-
SR 2016-01-0019		477,575.00		477,575.00		477,575.00		477,575.00		-		-
SR2016-03-0387		66,200.00		66,200.00		66,200.00		66,200.00		-		-
SR 2016-03-0393		17,500.00		17,500.00		9,818.88		9,818.88		7,681.12		7,681.12
SR2016-03-0437		5,000.00		5,000.00		5,000.00		5,000.00		-		-
1000100000(BOD)		2,450,000.00	-	2,450,000.00	-	2,450,000.00	-	2,450,000.00	-	-	-	-
SR 2016-02-0073		328,000.00		328,000.00		328,000.00		328,000.00		-		-
SR2016-02-0103		270,000.00		270,000.00		270,000.00		270,000.00		-		-
SR2016-04-0451		490,000.00		490,000.00		490,000.00		490,000.00		-		-
SR2016-06-1035		234,000.00		234,000.00		234,000.00		234,000.00		-		-
SR2016-06-1074		578,000.00		578,000.00		578,000.00		578,000.00		-		-
SR2016-08-1275		282,000.00		282,000.00		282,000.00		282,000.00		-		-
SR2016-08-1363		268,000.00		268,000.00		268,000.00		268,000.00		-		-
1000300000	271,875.85	-	-	271,875.85	271,875.85	-	-	271,875.85	-	-	-	-
SR2016-09-1418	184,652.76			184,652.76	184,652.76	-	-	184,652.76	-	-	-	-
SR2016-09-1420	87,223.09			87,223.09	87,223.09	-	-	87,223.09	-	-	-	-
2000100000												
SR 2016-03-0407		9,750.00		9,750.00		-		-		9,750.00		9,750.00
2000200000		12,953,642.00	300.00	12,953,442.00	100.00	5,203,880.92	300.00	5,203,680.92	100.00	7,749,961.08	300.00	7,749,761.08
SR 2016-02-0205		2,828,633.00		2,828,633.00		2,316,636.57		2,316,636.57		511,996.43		511,996.43
SR2016-03-0323		14,000.00		14,000.00		14,000.00		14,000.00		-		-

SR2016-04-0510		7,000.00		7,000.00		7,000.00		7,000.00		-		-
SR2016-05-0754		3,229,670.00		3,229,670.00		2,488,389.00		2,488,389.00		741,281.00		741,281.00
SR 2016-05-830		331,257.00		331,257.00		174,336.15		174,336.15		156,920.85		156,920.85
SR2016-05-892		14,000.00		14,000.00		14,000.00		14,000.00		-		-
SR 2016-06-1005		52,500.00		52,500.00		52,500.00		52,500.00		-		-

**DEPARTMENT OF THE INTERIOR AND LOCAL GOVERNMENT
REGION V
STATEMENT OF ALLOTMENTS, OBLIGATIONS AND BALANCES
As of September 30, 2016
BO918- Fund 101/102**

Bureau/Agency: Department of the Interior and Local Government , Region V, Legazpi City

PARTICULARS	ALLOTMENTS				CUMULATIVE OBLIGATIONS				BALANCES			
	100	200	300	TOTAL	100	200	300	TOTAL	100	200	300	TOTAL
SR 2016-07-1160		823,500.00		823,500.00		8,819.20		8,819.20		814,680.80		814,680.80
SR 2016-07-1174		10,000.00		10,000.00		-		-		10,000.00		10,000.00
SR2016-08-1346		7,000.00		7,000.00		-		-		7,000.00		7,000.00
SR2016-09-1424		163,200.00		163,200.00		128,000.00		128,000.00		35,200.00		35,200.00
SR2016-09-1440		7,000.00		7,000.00		-		-		7,000.00		7,000.00
SR2016-09-1459		1,457,400.00		1,457,400.00		-		-		1,457,400.00		1,457,400.00
SR2016-09-1561		4,008,282.00		4,008,282.00		-		-		4,008,282.00		4,008,282.00
301020000		178,800.00		178,800.00		34,800.00		34,800.00		144,000.00		144,000.00
SR2016-03-0374		34,800.00		34,800.00		34,800.00		34,800.00		-		-
SR2016-04-0468		40,000.00		40,000.00		-		-		40,000.00		40,000.00
SR2016-06-1053		84,000.00		84,000.00		-		-		84,000.00		84,000.00
SR2016-08-1217		20,000.00		20,000.00		-		-		20,000.00		20,000.00
302000000												
SR 2016-02-0143		288,000.00		288,000.00		183,964.55		183,964.55		104,035.45		104,035.45
405030001		8,710,843.00		8,710,843.00		6,194,988.57		6,194,988.57		2,515,854.43		2,515,854.43
SR 2016-02-0250		922,797.00		922,797.00		850,155.09		850,155.09		72,641.91		72,641.91
SR 2016-05-0811		922,797.00		922,797.00		140,590.48		140,590.48		782,206.52		782,206.52
SR 2016-07-1102		879,672.00		879,672.00		624,243.00		624,243.00		255,429.00		255,429.00
SR 2016-06-1021		4,633,000.00		4,633,000.00		4,580,000.00		4,580,000.00		53,000.00		53,000.00
SR2016-08-1286		609,462.00		609,462.00		-		-		609,462.00		609,462.00
SR2016-09-1510		586,448.00		586,448.00		-		-		586,448.00		586,448.00
SR2016-09-1589		156,667.00		156,667.00		-		-		156,667.00		156,667.00
405030002												
SR 2016-09-1496		24,000.00		24,000.00		-		-		24,000.00		24,000.00
406010002		1,443,489.00		1,443,489.00		183,477.00		183,477.00		1,260,012.00		1,260,012.00
SR2016-02-0239		183,477.00		183,477.00		183,477.00		183,477.00		-		-
SR2016-05-0770		675,810.00		675,810.00		-		-		675,810.00		675,810.00
SR 2016-08-1247		101,577.00		101,577.00		-		-		101,577.00		101,577.00
SR2016-09-1577		482,625.00		482,625.00		-		-		482,625.00		482,625.00
410010001		7,839,010.00		7,839,010.00		6,355,165.65		6,355,165.65		1,483,844.35		1,483,844.35
SR2016-02-0114		1,708,602.00		1,708,602.00		1,708,602.00		1,708,602.00		-		-
SR 2016-02-0126		273,675.00		273,675.00		273,675.00		273,675.00		-		-
SR2016-02-0275		186,972.00		186,972.00		52,684.23		52,684.23		134,287.77		134,287.77
SR2016-03-0358		875,700.00		875,700.00		875,700.00		875,700.00		-		-
SR2016-03-0426		6,000.00		6,000.00		6,000.00		6,000.00		-		-
SR2016-04-0502		2,358,489.00		2,358,489.00		2,336,046.42		2,336,046.42		22,442.58		22,442.58
SR2016--05-856		1,713,000.00		1,713,000.00		1,096,148.00		1,096,148.00		616,852.00		616,852.00
SR2016-05--926		420,103.00		420,103.00		6,310.00		6,310.00		413,793.00		413,793.00
SR2016--07-1148		25,500.00		25,500.00		-		-		25,500.00		25,500.00
SR2016--08-1295		270,969.00		270,969.00		-		-		270,969.00		270,969.00
410030002		372,387.00		372,387.00		294,497.63		294,497.63		77,889.37		77,889.37
SR 2016-01-0003		17,700.00		17,700.00		17,700.00		17,700.00		-		-
SR 2016-02-0216		67,700.00		67,700.00		67,700.00		67,700.00		-		-
SR2016-05-877		286,987.00		286,987.00		209,097.63		209,097.63		77,889.37		77,889.37
410060001		487,770.00		487,770.00		397,439.84		397,439.84		90,330.16		90,330.16
SR 2016-03-0305		2,300.00		2,300.00		-		-		2,300.00		2,300.00

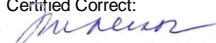
SR2016-04-0488		5,000.00		5,000.00		4,238.00		4,238.00		762.00		762.00
SR2016-05-720		21,600.00		21,600.00		21,600.00		21,600.00		-		-
SR2016-05-933		420,390.00		420,390.00		368,815.84		368,815.84		51,574.16		51,574.16
SR 2016-05-0949		38,480.00		38,480.00		2,786.00		2,786.00		35,694.00		35,694.00

**DEPARTMENT OF THE INTERIOR AND LOCAL GOVERNMENT
REGION V
STATEMENT OF ALLOTMENTS, OBLIGATIONS AND BALANCES
As of September 30, 2016
BO918- Fund 101/102**

Bureau/Agency: Department of the Interior and Local Government , Region V, Legazpi City

PARTICULARS	ALLOTMENTS				CUMULATIVE OBLIGATIONS				BALANCES			
	100	200	300	TOTAL	100	200	300	TOTAL	100	200	300	TOTAL
4100600003		120,000.00	-	120,000.00	-	120,000.00	-	120,000.00	-	-	-	-
SR2016-01-0036		20,000.00		20,000.00		20,000.00		20,000.00		-	-	-
SR 2016-05-702		100,000.00		100,000.00		100,000.00		100,000.00		-	-	-
4100600005				-				-		-	-	-
SR 2016-03-0420		128,000.00		128,000.00		-		-		128,000.00		128,000.00
	163,548,884.85	1,321,514,133.12	23,048,600.00	1,508,110,617.97	121,946,804.84	708,030,470.22	17,673,767.94	847,649,843.00	41,602,480.01	613,484,062.90	5,375,432.06	660,460,774.97

New Form

e Certified Correct:

MARILI M. PECSON
AO V/Budget Officer III

Noted by:

ELOUISA T. PASTOR, CESO IV
OIC, Regional Director

Date:
October 4, 2016

DEPARTMENT OF THE INTERIOR AND LOCAL GOVERNMENT-Region V
STATEMENT OF ALLOTMENTS, OBLIGATIONS AND BALANCES
As of June 30, 2016

Bureau/Agency: Department of the Interior and Local Government , Region V, Legazpi City												
PARTICULARS	ALLOTMENTS				CUMULATIVE OBLIGATIONS				BALANCES			
	100	200	300	TOTAL	100	200	300	TOTAL	100	200	300	TOTAL
A. Current Year Appropriations	123,959,000.00	22,137,000.00	23,048,000.00	169,144,000.00	60,947,908.02	7,120,651.60	31,175.00	68,099,734.62	63,011,091.98	15,016,348.40	23,016,825.00	101,044,265.38
Regular Appropriation	123,959,000.00	22,137,000.00	23,048,000.00	169,144,000.00	60,947,908.02	7,120,651.60	31,175.00	68,099,734.62	63,011,091.98	15,016,348.40	23,016,825.00	101,044,265.38
<u>Current Appropriations</u>												
Automatic Appropriation	11,854,000.00	-	-	11,854,000.00	5,533,413.69	-	-	5,533,413.69	6,320,586.31	-	-	6,320,586.31
FY 2016 GAA (RA 10717)-RLIP	11,854,000.00			11,854,000.00	5,533,413.69			5,533,413.69	6,320,586.31			6,320,586.31
OTHER RELEASES	-	973,247,000.00	-	973,247,000.00	-	127,720,939.54	-	127,720,939.54	-	845,526,060.46	-	845,526,060.46
FY 2016 GAA (RA 10717) POC		346,000.00		346,000.00		114,939.54		114,939.54		231,060.46		231,060.46
FY 2016 GAA (RA 10717) PAMANA		353,375,000.00		353,375,000.00		20,000,000.00		20,000,000.00		333,375,000.00		333,375,000.00
FY 2016 GAA (RA 10717) SALINTUBIG		216,730,000.00		216,730,000.00		-		-		216,730,000.00		216,730,000.00
BUB		402,796,000.00		402,796,000.00		107,606,000.00		107,606,000.00		295,190,000.00		295,190,000.00
Centrally Managed Fund 101	-	-	-	-	-	-	-	-	-	-	-	-
B. Continuing Appropriations		287,076,155.12		287,076,155.12		124,356,794.44		124,356,794.44		162,719,360.68		162,719,360.68
Prior Year's Allotment		278,394,418.99	-	278,394,418.99	-	118,267,519.98	-	118,267,519.98	-	160,126,899.01	-	160,126,899.01
MOOE		1,335,463.50		1,335,463.50		841,057.65		841,057.65		494,405.85		494,405.85
POC		462.33		462.33		462.33		462.33		-		-
BUB		77,052,493.16		77,052,493.16		26,220,000.00		26,220,000.00		50,832,493.16		50,832,493.16
SALINTUBIG		85,000,000.00		85,000,000.00		18,000,000.00		18,000,000.00		67,000,000.00		67,000,000.00
PAMANA		115,006,000.00		115,006,000.00		73,206,000.00		73,206,000.00		41,800,000.00		41,800,000.00
200020000		2,768,704.74		2,768,704.74		1,912,869.81		1,912,869.81		855,834.93		855,834.93
SR NO. 2015-04-0364		1,003,005.42		1,003,005.42		1,003,005.42		1,003,005.42		-		-
SR2015-11-1484		596,511.32		596,511.32		596,511.32		596,511.32		-		-
SR 2016-02-0189		45,988.00		45,988.00		45,988.00		45,988.00		-		-
SR2016-05-0737		1,123,200.00		1,123,200.00		267,365.07		267,365.07		855,834.93		855,834.93
200010000												
SR2015-06-0654		10,000.00		10,000.00		10,000.00		10,000.00		-		-
301020000												
SR2016-02-0176		35,000.00		35,000.00		15,418.76		15,418.76		19,581.24		19,581.24
40503000001		1,106,063.26		1,106,063.26		1,058,246.00		1,058,246.00		47,817.26		47,817.26
SR 2015-09-1176		33,823.26		33,823.26		17,506.00		17,506.00		16,317.26		16,317.26
SR2016-02-0263		520,370.00		520,370.00		520,370.00		520,370.00		-		-
SR 2016-03-0290		6,500.00		6,500.00		-		-		6,500.00		6,500.00
SR 2016-05-0798		520,370.00		520,370.00		520,370.00		520,370.00		-		-
SR 2016-05-0969		25,000.00		25,000.00		-		-		25,000.00		25,000.00
4060100002		276,894.00		276,894.00		64,189.40		64,189.40		212,704.60		212,704.60
SR 2016-02-0223		138,447.00		138,447.00		64,189.40		64,189.40		74,257.60		74,257.60
SR2016-05-0785		138,447.00		138,447.00		-		-		138,447.00		138,447.00
4070500001		225,494.10		225,494.10		89,411.58		89,411.58		136,082.52		136,082.52
SR 2015-07-859		114,580.90		114,580.90		47,465.42		47,465.42		67,115.48		67,115.48
SR2015-08-0880		60,913.20		60,913.20		41,946.16		41,946.16		18,967.04		18,967.04
SR2015-10-1365		50,000.00		50,000.00		-		-		50,000.00		50,000.00
4090300001		1,254,812.97		1,254,812.97		250,620.42		250,620.42		1,004,192.55		1,004,192.55
SR 2015-07-0775		262,000.00		262,000.00		-		-		262,000.00		262,000.00
SR 2015-08-1090		87,090.97		87,090.97		73,933.93		73,933.93		13,157.04		13,157.04
SR 2016-02-0088		216,000.00		216,000.00		176,686.49		176,686.49		39,313.51		39,313.51
SR 2016-02-0135		618,770.00		618,770.00		-		-		618,770.00		618,770.00
SR 2016-02-0159		54,552.00		54,552.00		-		-		54,552.00		54,552.00
SR2016-06-0986		16,400.00		16,400.00		-		-		16,400.00		16,400.00
41006000001		3,649.68		3,649.68		3,649.68		3,649.68		-		-
SR No. 2015-02-0030		890.00		890.00		890.00		890.00		-		-
SR No. 2015-11-1456		2,759.68		2,759.68		2,759.68		2,759.68		-		-
41003000002		162,131.58		162,131.58		18,076.00		18,076.00		144,055.58		144,055.58
SR2015-07-792		28,131.58		28,131.58		18,076.00		18,076.00		10,055.58		10,055.58
SR2016-05-0909		134,000.00		134,000.00		-		-		134,000.00		134,000.00
4100600004												
SR2015-11-1471		207,150.00		207,150.00		207,150.00		207,150.00		-		-
4100600005												
SR2015-10-1387		1,006.40		1,006.40		1,006.40		1,006.40		-		-

**DEPARTMENT OF THE INTERIOR AND LOCAL GOVERNMENT
REGION V
STATEMENT OF ALLOTMENTS, OBLIGATIONS AND BALANCES
As of June 30, 2016
BO918- Fund 101/102**

Bureau/Agency: Department of the Interior and Local Government , Region V, Legazpi City

PARTICULARS	ALLOTMENTS				CUMULATIVE OBLIGATIONS				BALANCES			
	100	200	300	TOTAL	100	200	300	TOTAL	100	200	300	TOTAL
41001000001		2,565,776.46		2,565,776.46		2,421,396.17		2,421,396.17		144,380.29		144,380.29
SR No. 2015-02-0045		751.40		751.40		751.40		751.40		-		-
SR No. 2015-04-0236		327.80		327.80		327.80		327.80		-		-
SR No. 2015-04-0258		335.06		335.06		335.06		335.06		-		-
SR2015-10-1353		24,720.00		24,720.00		24,720.00		24,720.00		-		-
SR 2015-10-1373		129,775.35		129,775.35		25,987.06		25,987.06		103,788.29		103,788.29
SR 2015-11-1488		250,040.85		250,040.85		250,040.85		250,040.85		-		-
SR 2015-12-1492		124,030.00		124,030.00		124,030.00		124,030.00		-		-
SR 2015-12-1578		145,796.00		145,796.00		145,796.00		145,796.00		-		-
SR 2015-03-0342		1,890,000.00		1,890,000.00		1,849,408.00		1,849,408.00		40,592.00		40,592.00
3020000000		65,052.94	-	65,052.94	-	37,240.24	-	37,240.24	-	27,812.70	-	27,812.70
SR2015-07-826		25,696.00		25,696.00		12,141.50		12,141.50		13,554.50		13,554.50
SR 2015-08-986		23,517.50		23,517.50		23,517.50		23,517.50		-		-
SR2015-09-1192		1,581.24		1,581.24		1,581.24		1,581.24		-		-
SR2015-09-1225		14,258.20		14,258.20		-		-		14,258.20		14,258.20
Current Releases:	19,635,479.00	20,785,464.00	-	40,420,943.00	12,996,694.65	12,564,123.47	-	25,560,818.12	6,638,784.35	8,221,340.53	-	14,860,124.88
MPBF	19,635,479.00	-	-	19,635,479.00	12,996,694.65	-	-	12,996,694.65	6,638,784.35	-	-	6,638,784.35
FIRST TRANCHE	19,635,479.00	-	-	19,635,479.00	12,996,694.65	-	-	12,996,694.65	6,638,784.35	-	-	6,638,784.35
SARO-BMB-D-16-0002151	9,308,000.00	-	-	9,308,000.00	2,734,298.65	-	-	2,734,298.65	6,573,701.35	-	-	6,573,701.35
SARO-BMB-D-16-0002152	1,028,000.00	-	-	1,028,000.00	1,028,000.00	-	-	1,028,000.00	-	-	-	-
SARO-BMB-D-16-0014453	9,299,479.00	-	-	9,299,479.00	9,234,396.00	-	-	9,234,396.00	65,083.00	-	-	65,083.00
1000100000	596,275.00	-	-	596,275.00	-	514,506.93	-	514,506.93	-	81,768.07	-	81,768.07
SR 2016-01-0005		30,000.00		30,000.00		11,415.00		11,415.00		18,585.00		18,585.00
SR 2016-01-0019		477,575.00		477,575.00		426,891.93		426,891.93		50,683.07		50,683.07
SR2016-03-0387		66,200.00		66,200.00		66,200.00		66,200.00		-		-
SR 2016-03-0393		17,500.00		17,500.00		5,000.00		5,000.00		12,500.00		12,500.00
SR2016-03-0437		5,000.00		5,000.00		5,000.00		5,000.00		-		-
1000100000(BOD)	1,900,000.00	-	-	1,900,000.00	-	1,322,000.00	-	1,322,000.00	-	578,000.00	-	578,000.00
SR 2016-02-0073		328,000.00		328,000.00		328,000.00		328,000.00		-		-
SR2016-02-0103		270,000.00		270,000.00		270,000.00		270,000.00		-		-
SR2016-04-0451		490,000.00		490,000.00		490,000.00		490,000.00		-		-
SR2016-06-1035		234,000.00		234,000.00		234,000.00		234,000.00		-		-
SR2016-06-1074		578,000.00		578,000.00		-		-		578,000.00		578,000.00
2000100000	9,750.00	-	-	9,750.00	-	-	-	-	-	-	-	-
SR 2016-03-0407		9,750.00		9,750.00		-		-		9,750.00		9,750.00
200020000	6,477,060.00	-	-	6,477,060.00	-	3,876,793.65	-	3,876,793.65	-	2,600,266.35	-	2,600,266.35
SR 2016-02-0205		2,828,633.00		2,828,633.00		1,988,857.00		1,988,857.00		839,776.00		839,776.00
SR2016-03-0323		14,000.00		14,000.00		14,000.00		14,000.00		-		-
SR2016-04-0510		7,000.00		7,000.00		7,000.00		7,000.00		-		-
SR2016-05-0754		3,229,670.00		3,229,670.00		1,786,579.00		1,786,579.00		1,443,091.00		1,443,091.00
SR 2016-05-830		331,257.00		331,257.00		13,857.65		13,857.65		317,399.35		317,399.35
SR2016-05-892		14,000.00		14,000.00		14,000.00		14,000.00		-		-
SR 2016-06-1005		52,500.00		52,500.00		52,500.00		52,500.00		-		-
3010200000	158,800.00	-	-	158,800.00	-	34,800.00	-	34,800.00	-	124,000.00	-	124,000.00
SR2016-03-0374		34,800.00		34,800.00		34,800.00		34,800.00		-		-
SR2016-04-0468		40,000.00		40,000.00		-		-		40,000.00		40,000.00
SR2016-06-1053		84,000.00		84,000.00		-		-		84,000.00		84,000.00
3020000000	288,000.00	-	-	288,000.00	-	-	-	-	-	288,000.00	-	288,000.00
SR 2016-02-0143		288,000.00		288,000.00		-		-		288,000.00		288,000.00
4050300001	1,845,594.00	-	-	1,845,594.00	-	923,515.57	-	923,515.57	-	922,078.43	-	922,078.43
SR 2016-02-0250		922,797.00		922,797.00		782,925.09		782,925.09		139,871.91		139,871.91
SR 2016-05-0811		922,797.00		922,797.00		140,590.48		140,590.48		782,206.52		782,206.52
4060100002	859,287.00	-	-	859,287.00	-	151,077.00	-	151,077.00	-	708,210.00	-	708,210.00

SR2016-02-0239		183,477.00		183,477.00		151,077.00		151,077.00		32,400.00		32,400.00
SR 2016-05-0770		675,810.00		675,810.00		-		-		675,810.00		675,810.00

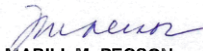
**DEPARTMENT OF THE INTERIOR AND LOCAL GOVERNMENT
REGION V
STATEMENT OF ALLOTMENTS, OBLIGATIONS AND BALANCES
As of June 30, 2016
BO918- Fund 101/102**

Bureau/Agency: Department of the Interior and Local Government , Region V, Legazpi City

PARTICULARS	ALLOTMENTS			TOTAL	CUMULATIVE OBLIGATIONS			TOTAL	BALANCES			TOTAL
	100	200	300		100	200	300		100	200	300	
4100100001		7,542,541.00	-	7,542,541.00	-	5,175,314.82	-	5,175,314.82	-	2,367,226.18	-	2,367,226.18
SR2016-02-0114		1,708,602.00		1,708,602.00		1,708,602.00		1,708,602.00		-		-
SR 2016-02-0126		273,675.00		273,675.00		273,675.00		273,675.00		-		-
SR2016-02-0275		186,972.00		186,972.00		24,310.96		24,310.96		162,661.04		162,661.04
SR2016-03-0358		875,700.00		875,700.00		875,700.00		875,700.00		-		-
SR2016-03-0426		6,000.00		6,000.00		6,000.00		6,000.00		-		-
SR2016-04-0502		2,358,489.00		2,358,489.00		1,417,578.86		1,417,578.86		940,910.14		940,910.14
SR2016--05-856		1,713,000.00		1,713,000.00		869,448.00		869,448.00		843,552.00		843,552.00
SR2016--05-926		420,103.00		420,103.00		-		-		420,103.00		420,103.00
4100300002		372,387.00	-	372,387.00	-	89,360.00	-	89,360.00	-	283,027.00	-	283,027.00
SR 2016-01-0003		17,700.00		17,700.00		17,700.00		17,700.00		-		-
SR 2016-02-0216		67,700.00		67,700.00		67,700.00		67,700.00		-		-
SR2016-05-877		286,987.00		286,987.00		3,960.00		3,960.00		283,027.00		283,027.00
4100600001		487,770.00	-	487,770.00	-	356,755.50	-	356,755.50	-	131,014.50	-	131,014.50
SR 2016-03-0305		2,300.00		2,300.00		-		-		2,300.00		2,300.00
SR2016-04-0488		5,000.00		5,000.00		4,238.00		4,238.00		762.00		762.00
SR2016-05-720		21,600.00		21,600.00		20,686.00		20,686.00		914.00		914.00
SR2016-05-933		420,390.00		420,390.00		331,831.50		331,831.50		88,558.50		88,558.50
SR 2016-05-0949		38,480.00		38,480.00		-		-		38,480.00		38,480.00
4100600003		120,000.00	-	120,000.00	-	120,000.00	-	120,000.00	-	-	-	-
SR2016-01-0036		20,000.00		20,000.00		20,000.00		20,000.00		-		-
SR 2016-05-702		100,000.00		100,000.00		100,000.00		100,000.00		-		-
4100600005		-		-		-		-		-		-
SR 2016-03-0420		128,000.00		128,000.00		-		-		128,000.00		128,000.00
	155,448,479.00	1,303,245,619.12	23,048,000.00	1,481,742,098.12	79,478,016.36	271,762,509.05	31,175.00	351,271,700.41	75,970,462.64	1,031,483,110.07	23,016,825.00	1,130,470,397.71

New Form

Certified Correct:


MARILI M. PECSON
AO V/Budget Officer III

Noted by:


ELOUISA T. PASTOR, CESO IV
OIC, Regional Director

Date:

July 1, 2016

DEPARTMENT OF THE INTERIOR AND LOCAL GOVERNMENT-Region V
STATEMENT OF ALLOTMENTS, OBLIGATIONS AND BALANCES
As of May 31, 2016

Bureau/Agency: Department of the Interior and Local Government , Region V, Legazpi City												
PARTICULARS	ALLOTMENTS				CUMULATIVE OBLIGATIONS				BALANCES			
	100	200	300	TOTAL	100	200	300	TOTAL	100	200	300	TOTAL
A. Current Year Appropriations												
Regular Appropriation	123,959,000.00	22,137,000.00	23,048,000.00	169,144,000.00	50,569,615.18	5,619,150.47	31,175.00	56,219,940.65	73,389,384.82	16,517,849.53	23,016,825.00	112,924,059.35
Current Appropriations	123,959,000.00	22,137,000.00	23,048,000.00	169,144,000.00	50,569,615.18	5,619,150.47	31,175.00	56,219,940.65	73,389,384.82	16,517,849.53	23,016,825.00	112,924,059.35
Automatic Appropriation	11,854,000.00	-	-	11,854,000.00	4,428,017.97	-	-	4,428,017.97	7,425,982.03	-	-	7,425,982.03
FY 2016 GAA (RA 10717)-RLIP	11,854,000.00	-	-	11,854,000.00	4,428,017.97	-	-	4,428,017.97	7,425,982.03	-	-	7,425,982.03
OTHER RELEASES	-	973,247,000.00	-	973,247,000.00	-	73,207,944.54	-	73,207,944.54	-	900,039,055.46	-	900,039,055.46
FY 2016 GAA (RA 10717) POC	-	346,000.00	-	346,000.00	-	7,944.54	-	7,944.54	-	338,055.46	-	338,055.46
FY 2016 GAA (RA 10717) PAMANA	-	353,375,000.00	-	353,375,000.00	-	20,000,000.00	-	20,000,000.00	-	333,375,000.00	-	333,375,000.00
FY 2016 GAA (RA 10717) SALINTUBIG	-	216,730,000.00	-	216,730,000.00	-	-	-	-	-	216,730,000.00	-	216,730,000.00
BUB	-	402,796,000.00	-	402,796,000.00	-	53,200,000.00	-	53,200,000.00	-	349,596,000.00	-	349,596,000.00
Centrally Managed Fund 101	-	-	-	-	-	-	-	-	-	-	-	-
B. Continuing Appropriations		287,034,755.12		287,034,755.12		114,722,390.73		114,722,390.73		172,312,364.39		172,312,364.39
Prior Year's Allotment		278,394,418.99	-	278,394,418.99	-	109,066,168.79	-	109,066,168.79	-	169,328,250.20	-	169,328,250.20
MOOE		1,335,463.50		1,335,463.50		409,706.46		409,706.46		925,757.04		925,757.04
POC		462.33		462.33		462.33		462.33		-		-
BUB		77,052,493.16		77,052,493.16		21,450,000.00		21,450,000.00		55,602,493.16		55,602,493.16
SALINTUBIG		85,000,000.00		85,000,000.00		14,000,000.00		14,000,000.00		71,000,000.00		71,000,000.00
PAMANA		115,006,000.00		115,006,000.00		73,206,000.00		73,206,000.00		41,800,000.00		41,800,000.00
2000200000		2,768,704.74		2,768,704.74		1,691,492.74		1,691,492.74		1,077,212.00		1,077,212.00
SR NO. 2015-04-0364		1,003,005.42		1,003,005.42		1,003,005.42		1,003,005.42		-		-
SR2015-11-1484		596,511.32		596,511.32		596,511.32		596,511.32		-		-
SR 2016-02-0189		45,988.00		45,988.00		45,988.00		45,988.00		-		-
SR2016-05-0737		1,123,200.00		1,123,200.00		45,988.00		45,988.00		1,077,212.00		1,077,212.00
200010000												
SR2015-06-0654		10,000.00		10,000.00		10,000.00		10,000.00		-		-
301020000												
SR2016-02-0176		35,000.00		35,000.00		15,418.76		15,418.76		19,581.24		19,581.24
4050300001		1,081,063.26		1,081,063.26		1,058,246.00		1,058,246.00		22,817.26		22,817.26
SR 2015-09-1176		33,823.26		33,823.26		17,506.00		17,506.00		16,317.26		16,317.26
SR2016-02-0263		520,370.00		520,370.00		520,370.00		520,370.00		-		-
SR 2016-03-0290		6,500.00		6,500.00		-		-		6,500.00		6,500.00
SR 2016-05-0798		520,370.00		520,370.00		520,370.00		520,370.00		-		-
4060100002		276,894.00		276,894.00		1,231.00		1,231.00		275,663.00		275,663.00
SR 2016-02-0223		138,447.00		138,447.00		1,231.00		1,231.00		137,216.00		137,216.00
SR2016-05-0785		138,447.00		138,447.00		-		-		138,447.00		138,447.00
4070500001		225,494.10		225,494.10		63,962.84		63,962.84		161,531.26		161,531.26
SR 2015-07-859		114,580.90		114,580.90		43,871.68		43,871.68		70,709.22		70,709.22
SR2015-08-0880		60,913.20		60,913.20		20,091.16		20,091.16		40,822.04		40,822.04
SR2015-10-1365		50,000.00		50,000.00		-		-		50,000.00		50,000.00
4090300001		1,238,412.97		1,238,412.97		209,476.92		209,476.92		1,028,936.05		1,028,936.05
SR 2015-07-0775		262,000.00		262,000.00		-		-		262,000.00		262,000.00
SR 2015-08-1090		87,090.97		87,090.97		38,720.43		38,720.43		48,370.54		48,370.54
SR 2016-02-0088		216,000.00		216,000.00		170,756.49		170,756.49		45,243.51		45,243.51
SR 2016-02-0135		618,770.00		618,770.00		-		-		618,770.00		618,770.00
SR 2016-02-0159		54,552.00		54,552.00		-		-		54,552.00		54,552.00
4100600001		3,649.68		3,649.68		3,649.68		3,649.68		-		-
SR No. 2015-02-0030		890.00		890.00		890.00		890.00		-		-
SR No. 2015-11-1456		2,759.68		2,759.68		2,759.68		2,759.68		-		-
41003000002		162,131.58		162,131.58		2,156.00		2,156.00		159,975.58		159,975.58
SR2015-07-792		28,131.58		28,131.58		2,156.00		2,156.00		25,975.58		25,975.58
SR2016-05-0909		134,000.00		134,000.00		-		-		134,000.00		134,000.00
4100600004												
SR2015-11-1471		207,150.00		207,150.00		207,150.00		207,150.00		-		-
4100600005												
SR2015-10-1387		1,006.40		1,006.40		1,006.40		1,006.40		-		-

DEPARTMENT OF THE INTERIOR AND LOCAL GOVERNMENT
REGION V
STATEMENT OF ALLOTMENTS, OBLIGATIONS AND BALANCES
As of May 31, 2016
BO918- Fund 101/102

Bureau/Agency: Department of the Interior and Local Government , Region V, Legazpi City

PARTICULARS	ALLOTMENTS			CUMULATIVE OBLIGATIONS			BALANCES					
	100	200	300	TOTAL	100	200	300	TOTAL	100	200	300	TOTAL
41001000001		2,565,776.46		2,565,776.46		2,363,346.36		2,363,346.36		202,430.10	-	202,430.10
SR No. 2015-02-0045		751.40		751.40		751.40		751.40		-		-
SR No. 2015-04-0236		327.80		327.80		327.80		327.80		-		-
SR No. 2015-04-0258		335.06		335.06		335.06		335.06		-		-
SR2015-10-1353		24,720.00		24,720.00		24,720.00		24,720.00		-		-
SR 2015-10-1373		129,775.35		129,775.35		25,987.06		25,987.06		103,788.29		103,788.29
SR 2015-11-1488		250,040.85		250,040.85		250,040.85		250,040.85		-		-
SR 2015-12-1492		124,030.00		124,030.00		65,980.19		65,980.19		58,049.81		58,049.81
SR 2015-12-1578		145,796.00		145,796.00		145,796.00		145,796.00		-		-
SR 2015-03-0342		1,890,000.00		1,890,000.00		1,849,408.00		1,849,408.00		40,592.00		40,592.00
3020000000		65,052.94	-	65,052.94	-	29,085.24	-	29,085.24	-	35,967.70	-	35,967.70
SR2015-07-826		25,696.00		25,696.00		7,119.00		7,119.00		18,577.00		18,577.00
SR 2015-08-986		23,517.50		23,517.50		20,385.00		20,385.00		3,132.50		3,132.50
SR2015-09-1192		1,581.24		1,581.24		1,581.24		1,581.24		-		-
SR2015-09-1225		14,258.20		14,258.20		-		-		14,258.20		14,258.20
Current Releases:	19,635,479.00	19,416,861.00	-	39,052,340.00	12,733,504.04	9,530,379.26	-	22,263,883.30	6,901,974.96	9,886,481.74	-	16,788,456.70
MPBF												
FIRST TRANCHE	19,635,479.00	-	-	19,635,479.00	12,733,504.04	-	-	12,733,504.04	6,901,974.96	-	-	6,901,974.96
SARO-BMB-D-16-0002151	9,308,000.00			9,308,000.00	2,471,108.04			2,471,108.04	6,836,891.96			6,836,891.96
SARO-BMB-D-16-0002152	1,028,000.00			1,028,000.00	1,028,000.00			1,028,000.00				-
SARO-BMB-D-16-0014453	9,299,479.00			9,299,479.00	9,234,396.00			9,234,396.00	65,083.00			65,083.00
1000100000		596,275.00	-	596,275.00	-	499,091.93	-	499,091.93	-	97,183.07	-	97,183.07
SR 2016-01-0005		30,000.00		30,000.00		-		-		30,000.00		30,000.00
SR 2016-01-0019		477,575.00		477,575.00		426,891.93		426,891.93		50,683.07		50,683.07
SR2016-03-0387		66,200.00		66,200.00		66,200.00		66,200.00		-		-
SR 2016-03-0393		17,500.00		17,500.00		1,000.00		1,000.00		16,500.00		16,500.00
SR2016-03-0437		5,000.00		5,000.00		5,000.00		5,000.00		-		-
1000100000(BOD)		1,088,000.00	-	1,088,000.00	-	1,088,000.00	-	1,088,000.00	-	-	-	-
SR 2016-02-0073		328,000.00		328,000.00		328,000.00		328,000.00		-		-
SR2016-02-0103		270,000.00		270,000.00		270,000.00		270,000.00		-		-
SR2016-04-0451		490,000.00		490,000.00		490,000.00		490,000.00		-		-
2000100000												
SR 2016-03-0407		9,750.00		9,750.00		-		-		9,750.00		9,750.00
2000200000		6,424,560.00	-	6,424,560.00	-	3,645,063.00	-	3,645,063.00	-	2,779,497.00	-	2,779,497.00
SR 2016-02-0205		2,828,633.00		2,828,633.00		1,914,207.00		1,914,207.00		914,426.00		914,426.00
SR2016-03-0323		14,000.00		14,000.00		7,532.00		7,532.00		6,468.00		6,468.00
SR2016-04-0510		7,000.00		7,000.00		7,000.00		7,000.00		-		-
SR2016-05-0754		3,229,670.00		3,229,670.00		1,716,324.00		1,716,324.00		1,513,346.00		1,513,346.00
SR 2016-05-830		331,257.00		331,257.00		-		-		331,257.00		331,257.00
SR2016-05-892		14,000.00		14,000.00		-		-		14,000.00		14,000.00
3010200000		74,800.00	-	74,800.00	-	34,800.00	-	34,800.00	-	40,000.00	-	40,000.00
SR2016-03-0374		34,800.00		34,800.00		34,800.00		34,800.00		-		-
SR2016-04-0468		40,000.00		40,000.00		-		-		40,000.00		40,000.00
3020000000												
SR 2016-02-0143		288,000.00		288,000.00		-		-		288,000.00		288,000.00
4050300001		1,845,594.00	-	1,845,594.00	-	509,435.90	-	509,435.90	-	1,336,158.10	-	1,336,158.10
SR 2016-02-0250		922,797.00		922,797.00		477,160.42		477,160.42		445,636.58		445,636.58
SR 2016-05-0811		922,797.00		922,797.00		32,275.48		32,275.48		890,521.52		890,521.52
4060100002		859,287.00	-	859,287.00	-	101,577.00	-	101,577.00	-	757,710.00	-	757,710.00
SR2016-02-0239		183,477.00		183,477.00		101,577.00		101,577.00		81,900.00		81,900.00
SR 2016-05-0770		675,810.00		675,810.00		-		-		675,810.00		675,810.00

DEPARTMENT OF THE INTERIOR AND LOCAL GOVERNMENT
REGION V
STATEMENT OF ALLOTMENTS, OBLIGATIONS AND BALANCES
As of May 31, 2016
BO918- Fund 101/102

Bureau/Agency: Department of the Interior and Local Government , Region V, Legazpi City


PARTICULARS	ALLOTMENTS				CUMULATIVE OBLIGATIONS				BALANCES			
	100	200	300	TOTAL	100	200	300	TOTAL	100	200	300	TOTAL
4100100001		7,122,438.00	-	7,122,438.00	-	3,532,143.43	-	3,532,143.43	-	3,590,294.57	-	3,590,294.57
SR2016-02-0114		1,708,602.00		1,708,602.00		1,552,614.15		1,552,614.15	-	155,987.85	-	155,987.85
SR 2016-02-0126		273,675.00		273,675.00		273,675.00		273,675.00	-	-	-	-
SR2016-02-0275		186,972.00		186,972.00		-		-	-	186,972.00	-	186,972.00
SR2016-03-0358		875,700.00		875,700.00		875,700.00		875,700.00	-	-	-	-
SR2016-03-0426		6,000.00		6,000.00		-		-	-	6,000.00	-	6,000.00
SR2016-04-0502		2,358,489.00		2,358,489.00		830,154.28		830,154.28	-	1,528,334.72	-	1,528,334.72
SR2016-05-856		1,713,000.00		1,713,000.00		-		-	-	1,713,000.00	-	1,713,000.00
4100300002		372,387.00	-	372,387.00	-	85,400.00	-	85,400.00	-	286,987.00	-	286,987.00
SR 2016-01-0003		17,700.00		17,700.00		17,700.00		17,700.00		-		-
SR 2016-02-0216		67,700.00		67,700.00		67,700.00		67,700.00		-		-
SR2016-05-877		286,987.00		286,987.00		-		-	-	286,987.00	-	286,987.00
410060001		487,770.00	-	487,770.00	-	14,868.00	-	14,868.00	-	472,902.00	-	472,902.00
SR 2016-03-0305		2,300.00		2,300.00		-		-	-	2,300.00		2,300.00
SR2016-04-0488		5,000.00		5,000.00		4,238.00		4,238.00		762.00		762.00
SR2016-05-720		21,600.00		21,600.00		10,630.00		10,630.00		10,970.00		10,970.00
SR2016-05-933		420,390.00		420,390.00		-		-		420,390.00		420,390.00
SR 2016-05-0949		38,480.00		38,480.00		-		-		38,480.00		38,480.00
410060003		120,000.00	-	120,000.00	-	20,000.00	-	20,000.00	-	100,000.00	-	100,000.00
SR2016-01-0036		20,000.00		20,000.00		20,000.00		20,000.00		-		-
SR 2016-05-702		100,000.00		100,000.00		-		-		100,000.00		100,000.00
410060005		-		-		-		-		-		-
SR 2016-03-0420		128,000.00		128,000.00		-		-		128,000.00		128,000.00
	155,448,479.00	1,301,835,616.12	23,048,000.00	1,480,332,095.12	67,731,137.19	203,079,865.00	31,175.00	270,842,177.19	87,717,341.81	1,098,755,751.12	23,016,825.00	1,209,489,917.93

New Form

Certified Correct:


MARILI M. PECSON
 AO V/Budget Officer III

Noted by:


ELOUISA T. PASTOR, CESO IV
 O/C, Regional Director

Date:

June 1, 2016

DEPARTMENT OF THE INTERIOR AND LOCAL GOVERNMENT-Region V
STATEMENT OF ALLOTMENTS, OBLIGATIONS AND BALANCES
As of April 30, 2016

Bureau/Agency: Department of the Interior and Local Government , Region V, Legazpi City												
PARTICULARS	ALLOTMENTS				CUMULATIVE OBLIGATIONS				BALANCES			
	100	200	300	TOTAL	100	200	300	TOTAL	100	200	300	TOTAL
A. Current Year Appropriations	123,959,000.00	22,137,000.00	23,048,000.00	169,144,000.00	40,351,610.45	3,947,956.69	31,175.00	44,330,742.14	83,607,389.55	18,189,043.31	23,016,825.00	124,813,257.86
Regular Appropriation	123,959,000.00	22,137,000.00	23,048,000.00	169,144,000.00	40,351,610.45	3,947,956.69	31,175.00	44,330,742.14	83,607,389.55	18,189,043.31	23,016,825.00	124,813,257.86
Current Appropriations												
Automatic Appropriation	11,854,000.00	-	-	11,854,000.00	4,052,642.36	-	-	4,052,642.36	7,801,357.64	-	-	7,801,357.64
FY 2016 GAA (RA 10717)-RLIP	11,854,000.00			11,854,000.00	4,052,642.36			4,052,642.36	7,801,357.64			7,801,357.64
OTHER RELEASES	-	973,247,000.00	-	973,247,000.00	-	29,507,944.54	-	29,507,944.54	-	943,739,055.46	-	943,739,055.46
FY 2016 GAA (RA 10717) POC		346,000.00		346,000.00		7,944.54		7,944.54		338,055.46		338,055.46
FY 2016 GAA (RA 10717) PAMANA		353,375,000.00		353,375,000.00		-		-		353,375,000.00		353,375,000.00
FY 2016 GAA (RA 10717) SALINTUBIG		216,730,000.00		216,730,000.00		-		-		216,730,000.00		216,730,000.00
BUB		402,796,000.00		402,796,000.00		29,500,000.00		29,500,000.00		373,296,000.00		373,296,000.00
Centrally Managed Fund 101	-	-	-	-	-	-	-	-	-	-	-	-
B. Continuing Appropriations		285,118,738.12	-	285,118,738.12	-	108,341,556.49	-	108,341,556.49	-	176,777,181.63	-	176,777,181.63
Prior Year's Allotment		278,394,418.99	-	278,394,418.99	-	103,812,427.27	-	103,812,427.27	-	174,581,991.72	-	174,581,991.72
MOOE		1,335,463.50		1,335,463.50		155,964.94		155,964.94		1,179,498.56		1,179,498.56
POC		462.33		462.33		462.33		462.33		-		-
BUB		77,052,493.16		77,052,493.16		16,450,000.00		16,450,000.00		60,602,493.16		60,602,493.16
SALINTUBIG		85,000,000.00		85,000,000.00		14,000,000.00		14,000,000.00		71,000,000.00		71,000,000.00
PAMANA		115,006,000.00		115,006,000.00		73,206,000.00		73,206,000.00		41,800,000.00		41,800,000.00
2000200000		1,645,504.74	-	1,645,504.74	-	1,271,099.29	-	1,271,099.29	-	374,405.45	-	374,405.45
SR NO. 2015-04-0364		1,003,005.42		1,003,005.42		628,599.97		628,599.97		374,405.45		374,405.45
SR2015-11-1484		596,511.32		596,511.32		596,511.32		596,511.32		-		-
SR 2016-02-0189		45,988.00		45,988.00		45,988.00		45,988.00		-		-
200010000												
SR2015-06-0654		10,000.00		10,000.00		5,935.00		5,935.00		4,065.00		4,065.00
301020000												
SR2016-02-0176		35,000.00		35,000.00		15,418.76		15,418.76		19,581.24		19,581.24
4050300001		560,693.26	-	560,693.26	-	478,313.00	-	478,313.00	-	82,380.26	-	82,380.26
SR 2015-09-1176		33,823.26		33,823.26		12,153.00		12,153.00		21,670.26		21,670.26
SR2016-02-0263		520,370.00		520,370.00		466,160.00		466,160.00		54,210.00		54,210.00
SR 2016-03-0290		6,500.00		6,500.00		-		-		6,500.00		6,500.00
4060100002												
SR 2016-02-0223		138,447.00		138,447.00		-		-		138,447.00		138,447.00
4070500001		225,494.10	-	225,494.10	-	42,701.68	-	42,701.68	-	182,792.42	-	182,792.42
SR 2015-07-859		114,580.90		114,580.90		28,311.28		28,311.28		86,269.62		86,269.62
SR2015-08-0880		60,913.20		60,913.20		14,390.40		14,390.40		46,522.80		46,522.80
SR2015-10-1365		50,000.00		50,000.00		-		-		50,000.00		50,000.00
4090300001		1,238,412.97	-	1,238,412.97	-	176,198.81	-	176,198.81	-	1,062,214.16	-	1,062,214.16
SR 2015-07-0775		262,000.00		262,000.00		-		-		262,000.00		262,000.00
SR 2015-08-1090		87,090.97		87,090.97		9,498.07		9,498.07		77,592.90		77,592.90
SR 2016-02-0088		216,000.00	-	216,000.00	-	166,700.74	-	166,700.74	-	49,299.26	-	49,299.26
SR 2016-02-0135		618,770.00		618,770.00		-		-		618,770.00		618,770.00
SR 2016-02-0159		54,552.00		54,552.00		-		-		54,552.00		54,552.00
4100600001		3,649.68		3,649.68		3,649.68		3,649.68		-		-
SR No. 2015-02-0030		890.00		890.00		890.00		890.00		-		-
SR No. 2015-11-1456		2,759.68		2,759.68		2,759.68		2,759.68		-		-
4100300002												
SR2015-07-792		28,131.58		28,131.58		2,156.00		2,156.00		25,975.58		25,975.58
4100600004												
SR2015-11-1471		207,150.00		207,150.00		207,150.00		207,150.00		-		-
4100600005												
SR2015-10-1387		1,006.40		1,006.40		1,006.40		1,006.40		-		-
41001000001		2,565,776.46	-	2,565,776.46	-	2,300,096.36	-	2,300,096.36	-	265,680.10	-	265,680.10
SR No. 2015-02-0045		751.40		751.40		751.40		751.40		-		-
SR No. 2015-04-0236		327.80		327.80		327.80		327.80		-		-
SR No. 2015-04-0258		335.06		335.06		335.06		335.06		-		-
SR2015-10-1353		24,720.00		24,720.00		24,720.00		24,720.00		-		-
SR 2015-10-1373		129,775.35		129,775.35		25,987.06		25,987.06		103,788.29		103,788.29
SR 2015-11-1488		250,040.85		250,040.85		250,040.85		250,040.85		-		-
SR 2015-12-1492		124,030.00		124,030.00		22,138.19		22,138.19		101,891.81		101,891.81
SR 2015-12-1578		145,796.00		145,796.00		145,796.00		145,796.00		-		-
SR 2015-03-0342		1,890,000.00		1,890,000.00		1,830,000.00		1,830,000.00		60,000.00		60,000.00

DEPARTMENT OF THE INTERIOR AND LOCAL GOVERNMENT
REGION V
STATEMENT OF ALLOTMENTS, OBLIGATIONS AND BALANCES
As of April 30, 2016
BO918- Fund 101/102

Bureau/Agency: Department of the Interior and Local Government , Region V, Legazpi City

PARTICULARS	ALLOTMENTS				CUMULATIVE OBLIGATIONS				BALANCES			
	100	200	300	TOTAL	100	200	300	TOTAL	100	200	300	TOTAL
302000000		65,052.94	-	65,052.94	-	25,404.24	-	25,404.24	-	39,648.70	-	39,648.70
SR2015-07-826		25,696.00		25,696.00		4,033.00		4,033.00		21,663.00		21,663.00
SR 2015-08-986		23,517.50		23,517.50		19,790.00		19,790.00		3,727.50		3,727.50
SR2015-09-1192		1,581.24		1,581.24		1,581.24		1,581.24		-		-
SR2015-09-1225		14,258.20		14,258.20		-		-		14,258.20		14,258.20
Current Releases:	10,336,000.00	11,662,870.00	-	21,998,870.00	2,374,399.59	7,155,118.78	-	9,529,518.37	7,961,600.41	4,507,751.22	-	12,469,351.63
MPBF												
FIRST TRANCHE	10,336,000.00	-	-	10,336,000.00	2,374,399.59	-	-	2,374,399.59	7,961,600.41	-	-	7,961,600.41
SARO-BMB-D-16-0002151	9,308,000.00			9,308,000.00	2,195,369.23			2,195,369.23	7,112,630.77			7,112,630.77
SARO-BMB-D-16-0002152	1,028,000.00			1,028,000.00	179,030.36			179,030.36	848,969.64			848,969.64
1000100000		596,275.00	-	596,275.00	-	481,164.93	-	481,164.93	-	115,110.07	-	115,110.07
SR 2016-01-0005		30,000.00		30,000.00		-		-		30,000.00		30,000.00
SR 2016-01-0019		477,575.00		477,575.00		414,964.93		414,964.93		62,610.07		62,610.07
SR2016-03-0387		66,200.00		66,200.00		66,200.00		66,200.00		-		-
SR 2016-03-0393		17,500.00		17,500.00		-		-		17,500.00		17,500.00
SR2016-03-0437		5,000.00		5,000.00		-		-		5,000.00		5,000.00
1000100000(BOD)		1,088,000.00	-	1,088,000.00	-	1,088,000.00	-	1,088,000.00	-	-	-	-
SR 2016-02-0073		328,000.00		328,000.00		328,000.00		328,000.00		-		-
SR2016-02-0103		270,000.00		270,000.00		270,000.00		270,000.00		-		-
SR2016-04-0451		490,000.00		490,000.00		490,000.00		490,000.00		-		-
2000100000												
SR 2016-03-0407		9,750.00		9,750.00		-		-		9,750.00		9,750.00
200020000		2,849,633.00	-	2,849,633.00	-	1,719,204.00	-	1,719,204.00	-	1,130,429.00	-	1,130,429.00
SR 2016-02-0205		2,828,633.00		2,828,633.00		1,716,324.00		1,716,324.00		1,112,309.00		1,112,309.00
SR2016-03-0323		14,000.00		14,000.00		2,880.00		2,880.00		11,120.00		11,120.00
SR2016-04-0510		7,000.00		7,000.00		-		-		7,000.00		7,000.00
3010200000		74,800.00	-	74,800.00	-	30,000.00	-	30,000.00	-	44,800.00	-	44,800.00
SR2016-03-0374		34,800.00		34,800.00		30,000.00		30,000.00		4,800.00		4,800.00
SR2016-04-0468		40,000.00		40,000.00		-		-		40,000.00		40,000.00
3020000000												
SR 2016-02-0143		288,000.00		288,000.00		-		-		288,000.00		288,000.00
4050300001												
SR 2016-02-0250		922,797.00		922,797.00		326,353.23		326,353.23		596,443.77		596,443.77
4060100002												
SR2016-02-0239		183,477.00		183,477.00		-		-		183,477.00		183,477.00
4100100001		5,409,438.00	-	5,409,438.00	-	3,404,996.62	-	3,404,996.62	-	2,004,441.38	-	2,004,441.38
SR2016-02-0114		1,708,602.00		1,708,602.00		1,552,614.15		1,552,614.15		155,987.85		155,987.85
SR 2016-02-0126		273,675.00		273,675.00		273,675.00		273,675.00		-		-
SR2016-02-0275		186,972.00		186,972.00		-		-		186,972.00		186,972.00
SR2016-03-0358		875,700.00		875,700.00		875,700.00		875,700.00		-		-
SR2016-03-0426		6,000.00		6,000.00		-		-		6,000.00		6,000.00
SR2016-04-0502		2,358,489.00		2,358,489.00		703,007.47		703,007.47		1,655,481.53		1,655,481.53
4100300002		85,400.00	-	85,400.00	-	85,400.00	-	85,400.00	-	-	-	-
SR 2016-01-0003		17,700.00		17,700.00		17,700.00		17,700.00		-		-
SR 2016-02-0216		67,700.00		67,700.00		67,700.00		67,700.00		-		-
4100600001		7,300.00	-	7,300.00	-	-	-	-	-	7,300.00	-	7,300.00
SR 2016-03-0305		2,300.00		2,300.00		-		-		2,300.00		2,300.00
SR2016-04-0488		5,000.00		5,000.00		-		-		5,000.00		5,000.00
4100600003												
SR2016-01-0035		20,000.00		20,000.00		20,000.00		20,000.00		-		-
4100600005												
SR 2016-03-0420		128,000.00		128,000.00		-		-		128,000.00		128,000.00
saob jan	146,149,000.00	1,292,165,608.12	23,048,000.00	1,461,362,608.12	46,778,652.40	148,952,576.50	31,175.00	195,762,403.90	99,370,347.60	1,143,213,031.62	23,016,825.00	1,265,600,204.22

New Form

Certified Correct:

M. Pecson
MARILYN M. PECSON
 AO V/Budget Officer III

Noted by:

Mark
ELOUSA T. PASTOR, CESO IV
 PIC, Regional Director

Date:

May 4, 2016

DEPARTMENT OF THE INTERIOR AND LOCAL GOVERNMENT-Region V
STATEMENT OF ALLOTMENTS, OBLIGATIONS AND BALANCES
As of March 31, 2016

Bureau/Agency: Department of the Interior and Local Government , Region V, Legazpi City												
PARTICULARS	ALLOTMENTS				CUMULATIVE OBLIGATIONS				BALANCES			
	100	200	300	TOTAL	100	200	300	TOTAL	100	200	300	TOTAL
A. Current Year Appropriations												
Regular Appropriation	123,959,000.00	22,137,000.00	23,048,000.00	169,144,000.00	29,853,171.88	2,568,462.18	-	32,421,634.06	94,105,828.12	19,568,537.82	23,048,000.00	136,722,365.94
Current Appropriations	123,959,000.00	22,137,000.00	23,048,000.00	169,144,000.00	29,853,171.88	2,568,462.18	-	32,421,634.06	94,105,828.12	19,568,537.82	23,048,000.00	136,722,365.94
Automatic Appropriation	11,854,000.00	-	-	11,854,000.00	3,046,816.04	-	-	3,046,816.04	8,807,183.96	-	-	8,807,183.96
FY 2016 GAA (RA 10717)-RLIP	11,854,000.00	-	-	11,854,000.00	3,046,816.04	-	-	3,046,816.04	8,807,183.96	-	-	8,807,183.96
OTHER RELEASES	-	973,247,000.00	-	973,247,000.00	-	29,501,919.22	-	29,501,919.22	-	943,745,080.78	-	943,745,080.78
FY 2016 GAA (RA 10717) POC	-	346,000.00	-	346,000.00	-	1,919.22	-	1,919.22	-	344,080.78	-	344,080.78
FY 2016 GAA (RA 10717) PAMANA	-	353,375,000.00	-	353,375,000.00	-	-	-	-	-	353,375,000.00	-	353,375,000.00
FY 2016 GAA (RA 10717) SALINTUBIG	-	216,730,000.00	-	216,730,000.00	-	-	-	-	-	216,730,000.00	-	216,730,000.00
BUB	-	402,796,000.00	-	402,796,000.00	-	29,500,000.00	-	29,500,000.00	-	373,296,000.00	-	373,296,000.00
Centrally Managed Fund 101	-	-	-	-	-	-	-	-	-	-	-	-
B. Continuing Appropriations		285,118,738.12	-	285,118,738.12	-	108,108,183.99	-	108,108,183.99	-	177,010,554.13	-	177,010,554.13
Prior Year's Allotment	-	278,394,418.99	-	278,394,418.99	-	103,812,427.27	-	103,812,427.27	-	174,581,991.72	-	174,581,991.72
MOOE	-	1,335,463.50	-	1,335,463.50	-	155,964.94	-	155,964.94	-	1,179,498.56	-	1,179,498.56
POC	-	462.33	-	462.33	-	462.33	-	462.33	-	-	-	-
BUB	-	77,052,493.16	-	77,052,493.16	-	16,450,000.00	-	16,450,000.00	-	60,602,493.16	-	60,602,493.16
SALINTUBIG	-	85,000,000.00	-	85,000,000.00	-	14,000,000.00	-	14,000,000.00	-	71,000,000.00	-	71,000,000.00
PAMANA	-	115,006,000.00	-	115,006,000.00	-	73,206,000.00	-	73,206,000.00	-	41,800,000.00	-	41,800,000.00
2000200000	-	1,645,504.74	-	1,645,504.74	-	1,108,072.16	-	1,108,072.16	-	537,432.58	-	537,432.58
SR NO. 2015-04-0364	-	1,003,005.42	-	1,003,005.42	-	465,572.84	-	465,572.84	-	537,432.58	-	537,432.58
SR2015-11-1484	-	596,511.32	-	596,511.32	-	596,511.32	-	596,511.32	-	-	-	-
SR 2016-02-0189	-	45,988.00	-	45,988.00	-	45,988.00	-	45,988.00	-	-	-	-
200010000	-	-	-	-	-	-	-	-	-	-	-	-
SR2015-06-0654	-	10,000.00	-	10,000.00	-	1,155.00	-	1,155.00	-	8,845.00	-	8,845.00
301020000	-	-	-	-	-	-	-	-	-	-	-	-
SR2016-02-0176	-	35,000.00	-	35,000.00	-	-	-	-	-	35,000.00	-	35,000.00
4050300001	-	560,693.26	-	560,693.26	-	478,313.00	-	478,313.00	-	82,380.26	-	82,380.26
SR 2015-09-1176	-	33,823.26	-	33,823.26	-	12,153.00	-	12,153.00	-	21,670.26	-	21,670.26
SR2016-02-0263	-	520,370.00	-	520,370.00	-	466,160.00	-	466,160.00	-	54,210.00	-	54,210.00
SR 2016-03-0290	-	6,500.00	-	6,500.00	-	-	-	-	-	6,500.00	-	6,500.00
4060100002	-	-	-	-	-	-	-	-	-	-	-	-
SR 2016-02-0223	-	138,447.00	-	138,447.00	-	-	-	-	-	138,447.00	-	138,447.00
4070500001	-	225,494.10	-	225,494.10	-	14,256.40	-	14,256.40	-	211,237.70	-	211,237.70
SR 2015-07-859	-	114,580.90	-	114,580.90	-	4,915.00	-	4,915.00	-	109,665.90	-	109,665.90
SR2015-08-0880	-	60,913.20	-	60,913.20	-	9,341.40	-	9,341.40	-	51,571.80	-	51,571.80
SR2015-10-1365	-	50,000.00	-	50,000.00	-	-	-	-	-	50,000.00	-	50,000.00
4090300001	-	1,238,412.97	-	1,238,412.97	-	167,215.81	-	167,215.81	-	1,071,197.16	-	1,071,197.16
SR 2015-07-0775	-	262,000.00	-	262,000.00	-	-	-	-	-	262,000.00	-	262,000.00
SR 2015-08-1090	-	87,090.97	-	87,090.97	-	3,271.07	-	3,271.07	-	83,819.90	-	83,819.90
SR 2016-02-0088	-	216,000.00	-	216,000.00	-	163,944.74	-	163,944.74	-	52,055.26	-	52,055.26
SR 2016-02-0135	-	618,770.00	-	618,770.00	-	-	-	-	-	618,770.00	-	618,770.00
SR 2016-02-0159	-	54,552.00	-	54,552.00	-	-	-	-	-	54,552.00	-	54,552.00
4100600001	-	3,649.68	-	3,649.68	-	3,649.68	-	3,649.68	-	-	-	-
SR No. 2015-02-0030	-	890.00	-	890.00	-	890.00	-	890.00	-	-	-	-
SR No. 2015-11-1456	-	2,759.68	-	2,759.68	-	2,759.68	-	2,759.68	-	-	-	-
4100300002	-	-	-	-	-	-	-	-	-	-	-	-
SR2015-07-792	-	28,131.58	-	28,131.58	-	2,156.00	-	2,156.00	-	25,975.58	-	25,975.58
4100600004	-	-	-	-	-	-	-	-	-	-	-	-
SR2015-11-1471	-	207,150.00	-	207,150.00	-	207,150.00	-	207,150.00	-	-	-	-
4100600005	-	-	-	-	-	-	-	-	-	-	-	-
SR2015-10-1387	-	1,006.40	-	1,006.40	-	1,006.40	-	1,006.40	-	-	-	-
41001000001	-	2,565,776.46	-	2,565,776.46	-	2,288,959.27	-	2,288,959.27	-	276,817.19	-	276,817.19
SR No. 2015-02-0045	-	751.40	-	751.40	-	751.40	-	751.40	-	-	-	-
SR No. 2015-04-0236	-	327.80	-	327.80	-	327.80	-	327.80	-	-	-	-
SR No. 2015-04-0258	-	335.06	-	335.06	-	335.06	-	335.06	-	-	-	-
SR2015-10-1353	-	24,720.00	-	24,720.00	-	24,720.00	-	24,720.00	-	-	-	-
SR 2015-10-1373	-	129,775.35	-	129,775.35	-	25,987.06	-	25,987.06	-	103,788.29	-	103,788.29
SR 2015-11-1488	-	250,040.85	-	250,040.85	-	250,040.85	-	250,040.85	-	-	-	-
SR 2015-12-1492	-	124,030.00	-	124,030.00	-	11,001.10	-	11,001.10	-	113,028.90	-	113,028.90
SR 2015-12-1578	-	145,796.00	-	145,796.00	-	145,796.00	-	145,796.00	-	-	-	-
SR 2015-03-0342	-	1,890,000.00	-	1,890,000.00	-	1,830,000.00	-	1,830,000.00	-	60,000.00	-	60,000.00

**DEPARTMENT OF THE INTERIOR AND LOCAL GOVERNMENT
REGION V
STATEMENT OF ALLOTMENTS, OBLIGATIONS AND BALANCES
As of March 31, 2016
BO918- Fund 101/102**

Bureau/Agency: Department of the Interior and Local Government , Region V, Legazpi City

PARTICULARS	ALLOTMENTS				CUMULATIVE OBLIGATIONS				BALANCES			
	100	200	300	TOTAL	100	200	300	TOTAL	100	200	300	TOTAL
302000000		65,052.94	-	65,052.94	-	23,823.00	-	23,823.00	-	41,229.94	-	41,229.94
SR2015-07-826		25,696.00		25,696.00		4,033.00		4,033.00		21,663.00		21,663.00
SR 2015-08-986		23,517.50		23,517.50		19,790.00		19,790.00		3,727.50		3,727.50
SR2015-09-1192		1,581.24		1,581.24		-		-		1,581.24		1,581.24
SR2015-09-1225		14,258.20		14,258.20		-		-		14,258.20		14,258.20
Current Releases:	10,336,000.00	7,880,681.00	-	19,098,381.00	2,273,467.00	5,604,649.69	-	7,878,116.69	8,062,533.00	3,157,731.31	-	11,220,264.31
MPBF												
FIRST TRANCHE	10,336,000.00	-	-	10,336,000.00	2,273,467.00	-	-	2,273,467.00	8,062,533.00	-	-	8,062,533.00
SARO-BMB-D-16-0002151	9,308,000.00			9,308,000.00	2,195,369.23			2,195,369.23	7,112,630.77			7,112,630.77
SARO-BMB-D-16-0002152	1,028,000.00			1,028,000.00	78,097.77			78,097.77	949,902.23			949,902.23
1000100000		596,275.00	-	596,275.00	-	397,748.93	-	397,748.93	-	198,526.07	-	198,526.07
SR 2016-01-0005		30,000.00		30,000.00		-		-		30,000.00		30,000.00
SR 2016-01-0019		477,575.00		477,575.00		397,748.93		397,748.93		79,826.07		79,826.07
SR2016-03-0387		66,200.00		66,200.00		-		-		66,200.00		66,200.00
SR 2016-03-0393		17,500.00		17,500.00		-		-		17,500.00		17,500.00
SR2016-03-0437		5,000.00		5,000.00		-		-		5,000.00		5,000.00
1000100000(BOD)		598,000.00	-	598,000.00	-	598,000.00	-	598,000.00	-	-	-	-
SR 2016-02-0073		328,000.00		328,000.00		328,000.00		328,000.00		-		-
SR2016-02-0103		270,000.00		270,000.00		270,000.00		270,000.00		-		-
2000100000		9,750.00	-	9,750.00	-	-	-	-	-	9,750.00	-	9,750.00
SR 2016-03-0407		9,750.00		9,750.00		-		-		9,750.00		9,750.00
200020000		2,842,633.00	-	2,842,633.00	-	1,716,324.00	-	1,716,324.00	-	1,126,309.00	-	1,126,309.00
SR 2016-02-0205		2,828,633.00		2,828,633.00		1,716,324.00		1,716,324.00		1,112,309.00		1,112,309.00
SR2016-03-0323		14,000.00		14,000.00		-		-		14,000.00		14,000.00
3010200000		34,800.00	-	34,800.00	-	-	-	-	-	34,800.00	-	34,800.00
SR2016-03-0374		34,800.00		34,800.00		-		-		34,800.00		34,800.00
3020000000		-	-	-	-	-	-	-	-	-	-	-
SR 2016-02-0143		288,000.00		288,000.00		-		-		288,000.00		288,000.00
4050300001		-	-	-	-	-	-	-	-	-	-	-
SR 2016-02-0250		922,797.00		922,797.00		90,157.91		90,157.91		832,639.09		832,639.09
4060100002		-	-	-	-	90,157.91	-	90,157.91	-	-	-	-
SR2016-02-0239		183,477.00		183,477.00		-		-		183,477.00		183,477.00
4100100001		2,169,249.00	-	3,050,949.00	-	2,697,018.85	-	2,697,018.85	-	353,930.15	-	353,930.15
SR2016-02-0114		1,708,602.00		1,708,602.00		1,552,614.15		1,552,614.15		155,987.85		155,987.85
SR 2016-02-0126		273,675.00		273,675.00		268,704.70		268,704.70		4,970.30		4,970.30
SR2016-02-0275		186,972.00		186,972.00		-		-		186,972.00		186,972.00
SR2016-03-0358		875,700.00		875,700.00		875,700.00		875,700.00		-		-
SR2016-03-0426		6,000.00		6,000.00		-		-		6,000.00		6,000.00
4100300002		85,400.00	-	85,400.00	-	85,400.00	-	85,400.00	-	-	-	-
SR 2016-01-0003		17,700.00		17,700.00		17,700.00		17,700.00		-		-
SR 2016-02-0216		67,700.00		67,700.00		67,700.00		67,700.00		-		-
4100600001		-	-	-	-	-	-	-	-	2,300.00	-	2,300.00
SR 2016-03-0305		2,300.00		2,300.00		-		-		2,300.00		2,300.00
4100600003		-	-	-	-	-	-	-	-	-	-	-
SR2016-01-0035		20,000.00		20,000.00		20,000.00		20,000.00		-		-
4100600005		-	-	-	-	-	-	-	-	-	-	-
SR 2016-03-0420		128,000.00		128,000.00		-		-		128,000.00		128,000.00
saob jan	146,149,000.00	1,288,383,419.12	23,048,000.00	1,458,462,119.12	35,173,454.92	145,783,215.08	-	180,956,670.00	110,975,545.08	1,143,481,904.04	23,048,000.00	1,277,505,449.12

New Form

Certified Correct

MARILI M. PECSON
 AO V/Budget Officer III

Noted by 
ELOUISA T. PASTOR, CESO IV
 OIC, Regional Director

Date:

April 6, 2016

**DEPARTMENT OF THE INTERIOR AND LOCAL GOVERNMENT
REGION V
STATEMENT OF ALLOTMENTS, OBLIGATIONS AND BALANCES
As of February 29, 2016**

Bureau/Agency: Department of the Interior and Local Government , Region V, Legazpi City												
PARTICULARS	ALLOTMENTS				CUMULATIVE OBLIGATIONS				BALANCES			
	100	200	300	TOTAL	100	200	300	TOTAL	100	200	300	TOTAL
A. Current Year Appropriations	123,959,000.00	22,137,000.00	23,048,000.00	169,144,000.00	20,214,531.50	1,928,695.95	-	22,143,227.45	103,744,468.50	20,208,304.05	23,048,000.00	147,000,772.55
Regular Appropriation	123,959,000.00	22,137,000.00	23,048,000.00	169,144,000.00	20,214,531.50	1,928,695.95	-	22,143,227.45	103,744,468.50	20,208,304.05	23,048,000.00	147,000,772.55
Current Appropriations												
Automatic Appropriation	11,854,000.00	-	-	11,854,000.00	2,027,950.16	-	-	2,027,950.16	9,826,049.84	-	-	9,826,049.84
FY 2016 GAA (RA 10717)-RLIP	11,854,000.00	-	-	11,854,000.00	2,027,950.16	-	-	2,027,950.16	9,826,049.84	-	-	9,826,049.84
OTHER RELEASES	-	973,247,000.00	-	973,247,000.00	-	-	-	-	-	973,247,000.00	-	973,247,000.00
FY 2016 GAA (RA 10717) POC		346,000.00		346,000.00				-				346,000.00
FY 2016 GAA (RA 10717) PAMANA		353,375,000.00		353,375,000.00				-				353,375,000.00
FY 2016 GAA (RA 10717) SALINTUBIG		216,730,000.00		216,730,000.00				-				216,730,000.00
BUB		402,796,000.00		402,796,000.00				-				402,796,000.00
Centrally Managed Fund 101	-	-	-	-	-	-	-	-	-	-	-	-
B. Continuing Appropriations		283,222,238.12	-	283,222,238.12	-	79,202,584.87	-	79,202,584.87	-	204,019,653.25	-	204,019,653.25
Prior Year's Allotment		278,394,418.99	-	278,394,418.99	-	78,000,000.00	-	78,000,000.00	-	200,394,418.99	-	200,394,418.99
MOOE		1,335,463.50		1,335,463.50		-		-		1,335,463.50		1,335,463.50
POC		462.33		462.33		-		-		462.33		462.33
BUB		77,052,493.16		77,052,493.16		5,500,000.00		5,500,000.00		71,552,493.16		71,552,493.16
SALINTUBIG		85,000,000.00		85,000,000.00		4,000,000.00		4,000,000.00		81,000,000.00		81,000,000.00
PAMANA		115,006,000.00		115,006,000.00		68,500,000.00		68,500,000.00		46,506,000.00		46,506,000.00
2000200000		1,645,504.74	-	1,645,504.74	-	507,810.84	-	507,810.84	-	1,137,693.90	-	1,137,693.90
SR NO. 2015-04-0364		1,003,005.42		1,003,005.42		205,687.14		205,687.14		797,318.28		797,318.28
SR2015-11-1484		596,511.32		596,511.32		302,123.70		302,123.70		294,387.62		294,387.62
SR 2016-02-0189		45,988.00		45,988.00		-		-		45,988.00		45,988.00
200010000		-		-		-		-		-		-
SR2015-06-0654		10,000.00		10,000.00		1,155.00		1,155.00		8,845.00		8,845.00
301020000		-		-		-		-		-		-
SR2016-02-0176		35,000.00		35,000.00		-		-		35,000.00		35,000.00
4050300001		554,193.26	-	554,193.26	-	-	-	-	-	554,193.26	-	554,193.26
SR 2015-09-1176		33,823.26		33,823.26		-		-		33,823.26		33,823.26
SR2016-02-0263		520,370.00		520,370.00		-		-		520,370.00		520,370.00
4060100002		-		-		-		-		-		-
SR 2016-02-0223		138,447.00		138,447.00		-		-		138,447.00		138,447.00
4070500001		225,494.10	-	225,494.10	-	16,705.40	-	16,705.40	-	208,788.70	-	208,788.70
SR 2015-07-859		114,580.90		114,580.90		7,364.00		7,364.00		107,216.90		107,216.90
SR2015-08-0880		60,913.20		60,913.20		9,341.40		9,341.40		51,571.80		51,571.80
SR2015-10-1365		50,000.00		50,000.00		-		-		50,000.00		50,000.00
4090300001		1,238,412.97	-	1,238,412.97	-	112,771.38	-	112,771.38	-	1,125,641.59	-	1,125,641.59
SR 2015-07-0775		262,000.00		262,000.00		-		-		262,000.00		262,000.00
SR 2015-08-1090		87,090.97		87,090.97		-		-		87,090.97		87,090.97
SR 2016-02-0088		216,000.00	-	216,000.00	-	112,771.38	-	112,771.38	-	103,228.62	-	103,228.62
SR 2016-02-0135		618,770.00		618,770.00		-		-		618,770.00		618,770.00
SR 2016-02-0159		54,552.00		54,552.00		-		-		54,552.00		54,552.00
4100600001		3,649.68		3,649.68	-	2,759.68	-	2,759.68	-	890.00	-	890.00
SR No. 2015-02-0030		890.00		890.00		-		-		890.00		890.00
SR No. 2015-11-1456		2,759.68		2,759.68		2,759.68		2,759.68		-		-
41003000002		-		-		-		-		-		-
SR2015-07-792		28,131.58		28,131.58		2,156.00		2,156.00		25,975.58		25,975.58
4100600004		-		-		-		-		-		-
SR2015-11-1471		207,150.00		207,150.00		207,150.00		207,150.00		-		-
4100600005		-		-		-		-		-		-
SR2015-10-1387		1,006.40		1,006.40		912.32		912.32		94.08		94.08
41001000001		675,776.46	-	675,776.46	-	327,341.25	-	327,341.25	-	348,435.21	-	348,435.21
SR No. 2015-02-0045		751.40		751.40		-		-		751.40		751.40
SR No. 2015-04-0236		327.80		327.80		-		-		327.80		327.80
SR No. 2015-04-0258		335.06		335.06		-		-		335.06		335.06
SR2015-10-1353		24,720.00		24,720.00		22,497.24		22,497.24		2,222.76		2,222.76
SR 2015-10-1373		129,775.35		129,775.35		25,987.06		25,987.06		103,788.29		103,788.29
SR 2015-11-1488		250,040.85		250,040.85		250,040.85		250,040.85		-		-
SR 2015-12-1492		124,030.00		124,030.00		11,001.10		11,001.10		113,028.90		113,028.90
SR 2015-12-1578		145,796.00		145,796.00		17,815.00		17,815.00		127,981.00		127,981.00

**DEPARTMENT OF THE INTERIOR AND LOCAL GOVERNMENT
REGION V
STATEMENT OF ALLOTMENTS, OBLIGATIONS AND BALANCES
As of January 31, 2016
BO918- Fund 101/102**

Bureau/Agency: Department of the Interior and Local Government , Region V, Legazpi City

PARTICULARS	ALLOTMENTS				CUMULATIVE OBLIGATIONS				BALANCES			
	100	200	300	TOTAL	100	200	300	TOTAL	100	200	300	TOTAL
302000000		65,052.94	-	65,052.94	-	23,823.00	-	23,823.00	-	41,229.94	-	41,229.94
SR2015-07-826		25,696.00		25,696.00		4,033.00		4,033.00		21,663.00		21,663.00
SR 2015-08-986		23,517.50		23,517.50		19,790.00		19,790.00		3,727.50		3,727.50
SR2015-09-1192		1,581.24		1,581.24		-		-		1,581.24		1,581.24
SR2015-09-1225		14,258.20		14,258.20		-		-		14,258.20		14,258.20
Current Releases:	-	7,603,131.00	-	7,603,131.00	-	1,449,843.29	-	1,449,843.29	-	6,153,287.71	-	6,153,287.71
100010000		507,575.00	-	507,575.00	-	381,600.00	-	381,600.00	-	125,975.00	-	125,975.00
SR 2016-01-0005		30,000.00		30,000.00		-		-		30,000.00		30,000.00
SR 2016-01-0019		477,575.00		477,575.00		381,600.00		381,600.00		95,975.00		95,975.00
100010000(BOD)		598,000.00	-	598,000.00	-	598,000.00	-	598,000.00	-	-	-	-
SR 2016-02-0073		328,000.00		328,000.00		328,000.00		328,000.00	-	-	-	-
SR2016-02-0103		270,000.00		270,000.00		270,000.00		270,000.00	-	-	-	-
200020000		-		-		-		-		-		-
SR 2016-02-0205		2,828,633.00		2,828,633.00		-		-		2,828,633.00		2,828,633.00
302000000		-		-		-		-		-		-
SR 2016-02-0143		288,000.00		288,000.00		-		-		288,000.00		288,000.00
405030001		-		-		-		-		-		-
SR 2016-02-0250		922,797.00		922,797.00		-		-		922,797.00		922,797.00
406010002		-		-		-		-		-		-
SR2016-02-0239		183,477.00		183,477.00		-		-		183,477.00		183,477.00
410010001		2,169,249.00	-	2,169,249.00	-	452,543.29	-	452,543.29	-	1,716,705.71	-	1,716,705.71
SR2016-02-0114		1,708,602.00		1,708,602.00		319,493.15		319,493.15	-	1,389,108.85		1,389,108.85
SR 2016-02-0126		273,675.00		273,675.00		133,050.14		133,050.14	-	140,624.86		140,624.86
SR2016-02-0275		186,972.00		186,972.00		-		-		186,972.00		186,972.00
410030002		85,400.00	-	85,400.00	-	17,700.00	-	17,700.00	-	67,700.00	-	67,700.00
SR 2016-01-0003		17,700.00		17,700.00		17,700.00		17,700.00		-		-
SR 2016-02-0216		67,700.00		67,700.00		-		-		67,700.00		67,700.00
410060003		-		-		-		-		-		-
SR 2016-01-0035		20,000.00		20,000.00		-		-		20,000.00		20,000.00
saob jan	135,813,000.00	1,286,209,369.12	23,048,000.00	1,445,070,369.12	22,242,481.66	82,581,124.11	-	104,823,605.77	113,570,518.34	1,203,628,245.01	23,048,000.00	1,340,246,763.35

New Form

Certified Correct:

Marilyn M. Pecson
MARILYN M. PECSON
AO V/Budget Officer III

Noted by:

Eloisa A. Pastor
ELOISA A. PASTOR, CESO IV
O/C, Regional Director

Date:

March 7, 2016

DEPARTMENT OF THE INTERIOR AND LOCAL GOVERNMENT
REGION V
STATEMENT OF ALLOTMENTS, OBLIGATIONS AND BALANCES
As of January 31, 2016

Bureau/Agency: Department of the Interior and Local Government , Region V, Legazpi City												
PARTICULARS	ALLOTMENTS				CUMULATIVE OBLIGATIONS				BALANCES			
	100	200	300	TOTAL	100	200	300	TOTAL	100	200	300	TOTAL
A. Current Year Appropriations	123,959,000.00	22,137,000.00	23,048,000.00	169,144,000.00	10,521,005.11	490,804.92	-	11,011,810.03	113,437,994.89	21,646,195.08	23,048,000.00	158,132,189.97
Regular Appropriation	123,959,000.00	22,137,000.00	23,048,000.00	169,144,000.00	10,521,005.11	490,804.92	-	11,011,810.03	113,437,994.89	21,646,195.08	23,048,000.00	158,132,189.97
Current Appropriations												
Automatic Appropriation	11,854,000.00	-	-	11,854,000.00	911,566.12	-	-	911,566.12	10,942,433.88	-	-	10,942,433.88
FY 2016 GAA (RA 10717)-RLIP	11,854,000.00	-	-	11,854,000.00	911,566.12	-	-	911,566.12	10,942,433.88	-	-	10,942,433.88
OTHER RELEASES	-	973,247,000.00	-	973,247,000.00	-	-	-	-	-	973,247,000.00	-	973,247,000.00
FY 2016 GAA (RA 10717) POC		346,000.00		346,000.00								346,000.00
FY 2016 GAA (RA 10717) PAMANA		353,375,000.00		353,375,000.00								353,375,000.00
FY 2016 GAA (RA 10717) SALINTUBIG		216,730,000.00		216,730,000.00								216,730,000.00
BUB		402,796,000.00		402,796,000.00								402,796,000.00
Centrally Managed Fund 101	-	-	-	-	-	-	-	-	-	-	-	-
B. Continuing Appropriations		281,593,111.12	-	281,593,111.12	-	4,050,383.10	-	4,050,383.10	-	277,542,728.02	-	277,542,728.02
Prior Year's Allotment		278,394,418.99	-	278,394,418.99	-	4,000,000.00	-	4,000,000.00	-	274,394,418.99	-	274,394,418.99
MOOE		1,335,463.50		1,335,463.50						1,335,463.50		1,335,463.50
POC		462.33		462.33						462.33		462.33
BUB		77,052,493.16		77,052,493.16						77,052,493.16		77,052,493.16
SALINTUBIG		85,000,000.00		85,000,000.00		4,000,000.00		4,000,000.00		81,000,000.00		81,000,000.00
PAMANA		115,006,000.00		115,006,000.00						115,006,000.00		115,006,000.00
2000200000		1,599,516.74	-	1,599,516.74	-				-	1,599,516.74	-	1,599,516.74
SR No. 2015-04-0364		1,003,005.42		1,003,005.42						1,003,005.42		1,003,005.42
SR2015-11-1484		596,511.32		596,511.32						596,511.32		596,511.32
200010000												
SR2015-06-0654		10,000.00		10,000.00						10,000.00		10,000.00
4050300001												
SR 2015-09-1176		33,823.26		33,823.26						33,823.26		33,823.26
4070500001		225,494.10	-	225,494.10	-	2,449.00	-	2,449.00	-	223,045.10	-	223,045.10
SR 2015-07-859		114,580.90		114,580.90		2,449.00		2,449.00		112,131.90		112,131.90
SR2015-08-0880		60,913.20		60,913.20						60,913.20		60,913.20
SR2015-10-1365		50,000.00		50,000.00						50,000.00		50,000.00
4090300001		349,090.97		349,090.97						349,090.97		349,090.97
SR 2015-07-0775		262,000.00		262,000.00						262,000.00		262,000.00
SR 2015-08-1090		87,090.97		87,090.97						87,090.97		87,090.97
4100600001		3,649.68		3,649.68						3,649.68		3,649.68
SR No. 2015-02-0030		890.00		890.00						890.00		890.00
SR No. 2015-11-1456		2,759.68		2,759.68						2,759.68		2,759.68
4100300002												
SR2015-07-792		28,131.58		28,131.58						28,131.58		28,131.58
4100600004												
SR2015-11-1471		207,150.00		207,150.00						207,150.00		207,150.00
4100600005												
SR2015-10-1387		1,006.40		1,006.40						1,006.40		1,006.40
4100100001		675,776.46	-	675,776.46	-	28,144.10	-	28,144.10	-	647,632.36	-	647,632.36
SR No. 2015-02-0045		751.40		751.40						751.40		751.40
SR No. 2015-04-0236		327.80		327.80						327.80		327.80
SR No. 2015-04-0258		335.06		335.06						335.06		335.06
SR2015-10-1353		24,720.00		24,720.00						24,720.00		24,720.00
SR 2015-10-1373		129,775.35		129,775.35						129,775.35		129,775.35
SR 2015-11-1488		250,040.85		250,040.85						250,040.85		250,040.85
SR 2015-12-1492		124,030.00		124,030.00		11,001.10		11,001.10		113,028.90		113,028.90
SR 2015-12-1578		145,796.00		145,796.00		17,143.00		17,143.00		128,653.00		128,653.00
3020000000		65,052.94	-	65,052.94	-	19,790.00	-	19,790.00	-	45,262.94	-	45,262.94
SR2015-07-826		25,696.00		25,696.00						25,696.00		25,696.00
SR 2015-08-986		23,517.50		23,517.50		19,790.00		19,790.00		3,727.50		3,727.50
SR2015-09-1192		1,581.24		1,581.24						1,581.24		1,581.24
SR2015-09-1225		14,258.20		14,258.20						14,258.20		14,258.20

**DEPARTMENT OF THE INTERIOR AND LOCAL GOVERNMENT
REGION V
STATEMENT OF ALLOTMENTS, OBLIGATIONS AND BALANCES
As of January 31, 2016
BO918- Fund 101/102**

Bureau/Agency: Department of the Interior and Local Government , Region V, Legazpi City

PARTICULARS	ALLOTMENTS				CUMULATIVE OBLIGATIONS				BALANCES			
	100	200	300	TOTAL	100	200	300	TOTAL	100	200	300	TOTAL
Current Releases:	-	545,275.00	-	545,275.00	-	17,700.00	-	17,700.00	-	527,575.00	-	527,575.00
1000100000		507,575.00	-	507,575.00	-	-	-	-	-	507,575.00	-	507,575.00
SR 2016-01-0005		30,000.00		30,000.00		-		-		30,000.00		30,000.00
SR 2016-01-0019		477,575.00		477,575.00		-		-		477,575.00		477,575.00
4100300002												
SR 2016-01-0003		17,700.00		17,700.00		17,700.00		17,700.00		-		-
4100600003												
SR 2016-01-0035		20,000.00		20,000.00		-		-		20,000.00		20,000.00
saob jan	135,813,000.00	1,277,522,386.12	23,048,000.00	1,436,383,386.12	11,432,571.23	4,558,888.02	-	15,991,459.25	124,380,428.77	1,272,963,498.10	23,048,000.00	1,420,391,926.87

New Form

Certified Correct:


MARILI M. PECSON
AO V/Budget Officer III

Noted by:


ELOUISA T. PASTOR, CESO IV
PIC, Regional Director

Date:

February 5, 2016