

DEPARTMENT OF THE INTERIOR AND LOCAL GOVERNMENT
REGION V
STATEMENT OF ALLOTMENTS, OBLIGATIONS AND BALANCES
As of December 31, 2014
BO918- Fund 101/102

Bureau/Agency: Department of the Interior and Local Government, Region V, Legazpi City

Bureau/Agency: Department of the Interior and Local Government - Region V, Legazpi City												
PARTICULARS	ALLOTMENTS				CUMULATIVE OBLIGATIONS				BALANCES			
	100	200	300	TOTAL	100	200	300	TOTAL	100	200	300	TOTAL
A. Current Year Appropriations												
	138,691,000.00	15,177,400.00	2,300,000.00	156,168,400.00	137,502,700.00	13,313,228.50	1,300,000.00	152,115,928.50	1,188,300.00	1,884,173.50	1,000,000.00	4,062,473.50
Regular Appropriation	132,751,000.00	21,090,000.00	2,300,000.00	156,141,000.00	137,502,700.00	13,313,228.50	1,300,000.00	152,115,928.50	(4,751,700.00)	7,776,773.50	1,000,000.00	4,025,073.50
Reassigned from MOOE to PS	5,940,000.00	(5,912,600.00)		27,400.00	-	-	-	-	5,940,000.00	(5,912,600.00)	-	27,400.00
Current Appropriations												
Automatic Appropriation	12,841,000.00	-	-	12,841,000.00	12,293,035.84	-	-	12,293,035.84	547,964.16	-	-	547,964.16
FY 2014 GAA (RA 10633) RLRF	12,841,000.00			12,841,000.00	12,293,035.84			12,293,035.84	547,964.16			547,964.16
Other Releases	7,492,307.00	426,248,600.00	-	433,740,907.00	7,492,307.00	152,839,155.19	-	160,331,462.19	-	276,436,844.81	-	276,409,444.81
FY 2014 GAA (RA 10633) POC		326,000.00		326,000.00		251,018.70		251,018.70	-	74,981.30	-	74,981.30
Reassigned from MOOE to PS		(27,400.00)		(27,400.00)	-	-	-	-		-	-	(27,400.00)
FY 2014 GAA (RA 10633) PAMANA		81,000,000.00		81,000,000.00		64,800,000.00		64,800,000.00		16,200,000.00		16,200,000.00
FY 2014 GAA (RA 10633) SAKTUBES		298,950,000.00		298,950,000.00		78,268,136.49		78,268,136.49		220,681,863.51		220,661,863.51
SARO-BMB-D-14-007305		49,000,000.00		49,000,000.00		9,500,000.00		9,500,000.00		39,500,000.00		39,500,000.00
SARO-BMB-D-14-0014875	3,952,307.00			3,952,307.00	3,952,307.00	-	-	3,952,307.00	-	-	-	-
SARO-BMB-D-14-0021300	1,440,000.00			1,440,000.00	1,440,000.00	-	-	1,440,000.00	-	-	-	-
SARO-BMB-D-14-0033488	2,100,000.00			2,100,000.00	2,100,000.00	-	-	2,100,000.00	-	-	-	-
Centrally Managed Fund 101		35,068,039.00	-	35,068,039.00	-	20,921,636.40	-	20,921,636.40	-	14,146,402.60	-	14,146,402.60
410060003		70,000.00		70,000.00	-	70,000.00		70,000.00		-		-
SA No. 2014-006		20,000.00		20,000.00		20,000.00		20,000.00		-		-
SA No. 2014-825		50,000.00		50,000.00		50,000.00		50,000.00		-		-
410060001		626,190.00	-	626,190.00	-	348,208.86	-	348,208.86	-	277,981.14	-	277,981.14
SA No. 2014-458		8,400.00		8,400.00		8,400.00		8,400.00		-		-
SA No. 2014-1115		514,590.00		514,590.00		339,808.86		339,808.86		174,781.14		174,781.14
SA NO. 2014-1546		103,200.00		103,200.00		-		-		103,200.00		103,200.00
410010001		11,695,062.00	-	11,695,062.00	-	10,804,331.34	-	10,804,331.34	-	890,730.66	-	890,730.66
SA No. 2014-066		19,000.00		19,000.00		19,000.00		19,000.00		-		-
SA No. 2014-081		230,000.00		230,000.00		230,000.00		230,000.00		-		-
SA No. 2014-100		379,500.00		379,500.00		379,500.00		379,500.00		-		-
SA No. 2014-106		223,800.00		223,800.00		223,800.00		223,800.00		-		-
SA No. 2014-127		20,000.00		20,000.00		20,000.00		20,000.00		-		-
SA No. 2014-147		181,500.00		181,500.00		181,500.00		181,500.00		-		-
SA No. 2014-240		70,000.00		70,000.00		70,000.00		70,000.00		-		-
SA No. 2014-494		132,600.00		132,600.00		132,600.00		132,600.00		-		-
SA No. 2014-516		57,000.00		57,000.00		57,000.00		57,000.00		-		-
SA No. 2014-758		198,900.00		198,900.00		198,900.00		198,900.00		-		-
SA No. 2014-770		25,000.00		25,000.00		25,000.00		25,000.00		-		-
SA No. 2014-795		100,000.00		100,000.00		100,000.00		100,000.00		-		-
SA No. 2014-871		1,224,000.00		1,224,000.00	-	1,224,000.00		1,224,000.00		-		-
SA No. 2014-884		8,000.00		8,000.00		8,000.00		8,000.00		-		-

DEPARTMENT OF THE INTERIOR AND LOCAL GOVERNMENT
REGION V
STATEMENT OF ALLOTMENTS, OBLIGATIONS AND BALANCES
As of December 31, 2014
BO918- Fund 101/102

Bureau/Agency: Department of the Interior and Local Government - Region V, Legazpi City

PARTICULARS	ALLOTMENTS				CUMULATIVE OBLIGATIONS				BALANCES			
	100	200	300	TOTAL	100	200	300	TOTAL	100	200	300	TOTAL
SA No. 2014-922		205,078.00		205,078.00		21,987.34		21,987.34		183,088.66		183,088.66
SA No. 2014-957		550,000.00		550,000.00		550,000.00		550,000.00		-		-
SA No. 2014-982		8,400.00		8,400.00		8,400.00		8,400.00		-		-
SA No. 2014-994		271,900.00		271,900.00		7,450.00		7,450.00		264,450.00		264,450.00
SA No. 2014-1007		66,000.00		66,000.00		66,000.00		66,000.00		-		-
SA No. 2014-1212		50,000.00		50,000.00		50,000.00		50,000.00		-		-
SA No. 2014-1230		3,420,000.00		3,420,000.00		3,420,000.00		3,420,000.00		-		-
SA No. 2014-1198		50,000.00		50,000.00		50,000.00		50,000.00		-		-
SA No. 2014-1242		13,000.00		13,000.00		5,194.00		5,194.00		7,806.00		7,806.00
SA No. 2014-1278		2,679,000.00		2,679,000.00		2,332,000.00		2,332,000.00		347,000.00		347,000.00
SA No. 2014-1406		1,487,636.00		1,487,636.00		1,424,000.00		1,424,000.00		63,636.00		63,636.00
SA No. 2014-1439		18,750.00		18,750.00		-		-		18,750.00		18,750.00
SA No. 2014-1504		6,000.00		6,000.00		-		-		6,000.00		6,000.00
406010002		1,323,600.00		1,323,600.00		510,432.15		510,432.15		813,167.85		813,167.85
SA No. 2014-221		1,050,000.00		1,050,000.00		464,150.95		464,150.95		585,849.05		585,849.05
SA No. 2014-351		30,000.00		30,000.00		30,000.00		30,000.00		-		-
SA No. 2014-1151		199,000.00		199,000.00		16,281.20		16,281.20		182,718.80		182,718.80
SA No. 2014-1336		44,600.00		44,600.00		-		-		44,600.00		44,600.00
405030001		2,684,790.00		2,684,790.00		2,331,393.33		2,331,393.33		353,396.67		353,396.67
SA No. 2014-151		302,667.00		302,667.00		220,826.83		220,826.83		81,840.17		81,840.17
SA No. 2014-186		71,500.00		71,500.00		71,500.00		71,500.00		-		-
SA No. 2014-379		1,155,000.00		1,155,000.00		1,154,500.00		1,154,500.00		500.00		500.00
SA No. 2014-471		302,667.00		302,667.00		302,667.00		302,667.00		-		-
SA No. 2014-604		442,600.00		442,600.00		442,600.00		442,600.00		-		-
SA No. 2014-801		152,370.00		152,370.00		16,829.50		16,829.50		135,540.50		135,540.50
SA No. 2014-1082		6,550.00		6,550.00		6,550.00		6,550.00		-		-
SA No. 2014-1185		116,000.00		116,000.00		115,820.00		115,820.00		180.00		180.00
SA No. 2014-1300		135,436.00		135,436.00		-		-		135,436.00		135,436.00
200020000		4,403,849.00		4,403,849.00		2,996,174.62		2,996,174.62		1,407,674.38		1,407,674.38
SA No. 2014-023		1,257,400.00		1,257,400.00		928,541.13		928,541.13		328,858.87		328,858.87
SA No. 2014-205		1,050,000.00		1,050,000.00		762,888.92		762,888.92		287,111.08		287,111.08
SA No. 2014-259		91,422.00		91,422.00		91,422.00		91,422.00		-		-
SA No. 2014-881		914,193.00		914,193.00		656,895.80		656,895.80		257,297.20		257,297.20
SA No. 2014-1181		750,200.00		750,200.00		558,426.77		558,426.77		193,773.23		193,773.23
SA No. 2014-1253		340,634.00		340,634.00		-		-		340,634.00		340,634.00
100010000		2,030,000.00		2,030,000.00		2,030,000.00		2,030,000.00				
SA No. 2014-041		492,000.00		492,000.00		492,000.00		492,000.00		-		-
SA No. 2014-272		280,000.00		280,000.00		280,000.00		280,000.00		-		-
SA No. 2014-338		48,000.00		48,000.00		48,000.00		48,000.00		-		-
SA No. 2014-657		222,000.00		222,000.00		222,000.00		222,000.00		-		-
SA No. 2014-787		140,000.00		140,000.00		140,000.00		140,000.00		-		-
SA No. 2014-827		96,000.00		96,000.00		96,000.00		96,000.00		-		-
SA No. 2014-1221		72,000.00		72,000.00		72,000.00		72,000.00		-		-
SA No. 2014-1287		106,000.00		106,000.00		106,000.00		106,000.00		-		-
SA No. 2014-1476		478,000.00		478,000.00		478,000.00		478,000.00		-		-
SA No. 2014-1879		96,000.00		96,000.00		96,000.00		96,000.00		-		-
100010000		162,200.00		162,200.00		162,200.00		162,200.00				
SA No. 2014-812		77,400.00		77,400.00		77,400.00		77,400.00		-		-
SA No. 2014-1394		84,800.00		84,800.00		84,800.00		84,800.00		-		-
100020000												
SA No. 2014-1412		192,000.00		192,000.00		-		-		192,000.00		192,000.00

**DEPARTMENT OF THE INTERIOR AND LOCAL GOVERNMENT
REGION V
STATEMENT OF ALLOTMENTS, OBLIGATIONS AND BALANCES
As of December 31, 2014
BO918- Fund 101/102**

Bureau/Agency: Department of the Interior and Local Government, Region V, Lagazpi City

PARTICULARS	ALLOTMENTS				CUMULATIVE OBLIGATIONS				BALANCES			
	100	200	300	TOTAL	100	200	300	TOTAL	100	200	300	TOTAL
20001000												
SA No. 2014-1588		25,000.00		25,000.00		-		-		25,000.00		25,000.00
410030002		1,840,541.00	-	1,840,541.00	-	1,172,559.52	-	1,172,559.52	-	667,981.48	-	667,981.48
SA No. 2014-544		910,000.00		910,000.00		910,000.00		910,000.00				
SA No. 2014-598		170,920.00		170,920.00		141,739.76		141,739.76		29,180.24		29,180.24
SA No. 2014-855		37,800.00		37,800.00		37,800.00		37,800.00				
SA No. 2014-1313		721,821.00		721,821.00		83,019.76		83,019.76		638,801.24		638,801.24
407050001												
SA No. 2014-719		20,000.00		20,000.00		20,000.00		20,000.00				
409030001		4,302,029.00	-	4,302,029.00	-	472,861.58	-	472,861.58	-	3,829,167.42	-	3,829,167.42
SA No. 2014-807		328,020.00		328,020.00		6,529.00		6,529.00		321,491.00		321,491.00
SA No. 2014-1191		328,020.00		328,020.00		-		-		328,020.00		328,020.00
SA No. 2014-1197		538,400.00		538,400.00		486,332.58		486,332.58		72,067.42		72,067.42
SA No. 2014-1575		17,000.00		17,000.00		-		-		17,000.00		17,000.00
SA No. 2014-1609		950,400.00		950,400.00		-		-		950,400.00		950,400.00
SA No. 2014-1826		664,444.00		664,444.00		-		-		664,444.00		664,444.00
SA No. 2014-1642		1,475,745.00		1,475,745.00		-		-		1,475,745.00		1,475,745.00
414080001												
SA No. 2014-1346		20,000.00		20,000.00		-		-		20,000.00		20,000.00
SA No. 2014-1429		5,672,778.00		5,672,778.00		3,475.00		3,475.00		5,669,303.00		5,669,303.00
B. Continuing Appropriations	-	24,832,763.73	-	24,832,763.73	-	21,765,015.53	-	21,765,015.53	-	3,067,748.20	-	3,067,748.20
Prior Year's Allotment												
FY 2013 GA RA 10352		915,625.00		915,625.00		-		-		915,625.00		915,625.00
POC		283,774.00		283,774.00		283,774.00		283,774.00				
SALINTUBIG		8,800,000.00		8,800,000.00		8,792,390.90		8,792,390.90		7,609.10		7,609.10
PROG & PROJECTS TO LGU		500.00		500.00		-		-		500.00		500.00
Centrally Managed Fund 101												
A.1.a.1												
SA No. 2013-1090		451,742.48		451,742.48		451,742.48		451,742.48		-		-
A.111.c												
SA No. 2013-1099		20,000.00		20,000.00		20,000.00		20,000.00		-		-
B.1.b		357,042.50	-	357,042.50	-	356,982.68	-	356,982.68	-	59.82	-	59.82
SA No. 2013-449		6,939.00		6,939.00		6,939.00		6,939.00		-		-
SA No. 2013-572		293,299.50		293,299.50		293,239.68		293,239.68		59.82		59.82
SA No. 2013-651		21,829.00		21,829.00		21,829.00		21,829.00		-		-
SA No. 2013-682		26,174.00		26,174.00		26,174.00		26,174.00		-		-
SA No. 2013-834		8,801.00		8,801.00		8,801.00		8,801.00		-		-
B.1.c												
SA No. 2013-784		17,754.30		17,754.30		17,754.30		17,754.30		-		-
B.1.e		1,975,450.95	-	1,975,450.95	-	740,136.00	-	740,136.00	-	1,235,314.95	-	1,235,314.95
SA No. 2013-345		384,279.00		384,279.00		384,279.00		384,279.00		-		-
SA No. 2013-675		253,521.95		253,521.95		253,521.95		253,521.95		-		-
SA No. 2013-820		82,500.00		82,500.00		82,335.05		82,335.05		164.95		164.95
SA No. 2013-851		20,000.00		20,000.00		20,000.00		20,000.00		-		-
SA No. 2013-893		1,235,150.00		1,235,150.00		-		-		1,235,150.00		1,235,150.00
B.1.f		138,119.65	-	138,119.65	-	138,119.65	-	138,119.65	-	-	-	-
SA No. 2013-484		52,119.65		52,119.65		52,119.65		52,119.65		-		-
SA No. 2013-535		86,000.00		86,000.00		86,000.00		86,000.00		-		-

DEPARTMENT OF THE INTERIOR AND LOCAL GOVERNMENT
REGION V
STATEMENT OF ALLOTMENTS, OBLIGATIONS AND BALANCES
As of December 31, 2014
BO918- Fund 101/102

Bureau/Agency: Department of the Interior and Local Government, Region V, Legazpi City

PARTICULARS	ALLOTMENTS				CUMULATIVE OBLIGATIONS				BALANCES			
	100	200	300	TOTAL	100	200	300	TOTAL	100	200	300	TOTAL
B.I.R.		2,833,693.85	-	2,833,693.85	-	2,833,610.71	-	2,833,610.71	-	83.14	-	83.14
SA No. 2013-026		745,571.70		745,571.70		745,571.70		745,571.70		-		-
SA No. 2013-039		266,363.63		266,363.63		266,363.63		266,363.63		-		-
SA No. 2013-381		154,877.48		154,877.48		154,594.32		154,594.32		83.14		83.14
SA No. 2013-544		59,971.60		59,971.60		59,971.60		59,971.60		-		-
SA No. 2013-565		325,248.00		325,248.00		325,248.00		325,248.00		-		-
SA No. 2013-955		645,249.97		645,249.97		645,249.97		645,249.97		-		-
SA No. 2013-1024		583,711.49		583,711.49		583,711.49		583,711.49		-		-
SA No. 2013-1040		52,800.00		52,800.00		52,800.00		52,800.00		-		-
20001000102101		93,620.00	-	93,620.00	-	82,531.20	-	82,531.20	-	11,088.80	-	11,088.80
SA No. 2014-1048		5,000.00		5,000.00		5,000.00		5,000.00		-		-
SA No. 2014-1131		10,320.00		10,320.00		3,788.00		3,788.00		6,532.00		6,532.00
SA No. 2014-1374		78,300.00		78,300.00		73,743.20		73,743.20		4,556.80		4,556.80
501020000		312,440.00	-	312,440.00	-	310,583.87	-	310,583.87	-	1,856.13	-	1,856.13
SA No. 2014-903		20,000.00		20,000.00		20,000.00		20,000.00		-		-
SA No. 2014-288		230,400.00		230,400.00		228,543.87		228,543.87		1,856.13		1,856.13
SA No. 2014-1029		62,040.00		62,040.00		62,040.00		62,040.00		-		-
410010001		1,737,530.00	-	1,737,530.00	-	1,737,280.00	-	1,737,280.00	-	250.00	-	250.00
SA No. 2014-056		5,500.00		5,500.00		5,500.00		5,500.00		-		-
SA No. 2014-533		15,000.00		15,000.00		15,000.00		15,000.00		-		-
SA No. 2014-575		9,600.00		9,600.00		9,600.00		9,600.00		-		-
SA No. 2014-702		8,500.00		8,500.00		8,500.00		8,500.00		-		-
SA No. 2014-944		29,400.00		29,400.00		29,150.00		29,150.00		250.00		250.00
SA No. 2014-1662		1,669,530.00		1,669,530.00		1,669,530.00		1,669,530.00		-		-
410060001		305,400.00	-	305,400.00	-	305,400.00	-	305,400.00	-	-	-	-
SA No. 2014-189		20,000.00		20,000.00		20,000.00		20,000.00		-		-
SA No. 2014-894		240,900.00		240,900.00		240,900.00		240,900.00		-		-
SA No. 2014-967		26,600.00		26,600.00		26,600.00		26,600.00		-		-
SA No. 2014-1365		14,400.00		14,400.00		14,400.00		14,400.00		-		-
SA No. 2014-1517		3,500.00		3,500.00		3,500.00		3,500.00		-		-
406010002		3,225,500.00	-	3,225,500.00	-	2,330,577.94	-	2,330,577.94	-	894,922.06	-	894,922.06
SA No. 2014-144		402,800.00		402,800.00		299,526.20		299,526.20		103,273.80		103,273.80
SA No. 2014-384		1,246,400.00		1,246,400.00		1,234,686.12		1,234,686.12		11,713.88		11,713.88
SA No. 2014-558		14,000.00		14,000.00		14,000.00		14,000.00		-		-
SA No. 2014-1013		632,200.00		632,200.00		320,167.14		320,167.14		312,032.86		312,032.86
SA No. 2014-1330		248,700.00		248,700.00		236,115.50		236,115.50		12,584.50		12,584.50
SA No. 2014-1384		10,000.00		10,000.00		10,000.00		10,000.00		-		-
SA No. 2014-1451		288,200.00		288,200.00		-		-		288,200.00		288,200.00
SA No. 2014-1468		383,200.00		383,200.00		216,079.98		216,079.98		167,120.02		167,120.02
41408000												
SA No. 2014-303		1,505,531.00		1,505,531.00		1,505,102.00		1,505,102.00		429.00		429.00

**DEPARTMENT OF THE INTERIOR AND LOCAL GOVERNMENT
REGION V
STATEMENT OF ALLOTMENTS, OBLIGATIONS AND BALANCES
As of December 31, 2014
BO918- Fund 101/102**

Bureau/Agency: Department of the Interior and Local Government, Region V, Legaspi City

PARTICULARS	ALLOTMENTS				CUMULATIVE OBLIGATIONS				BALANCES			
	100	200	300	TOTAL	100	200	300	TOTAL	100	200	300	TOTAL
409030001		1,829,640.00	-	1,829,640.00	-	1,829,629.80	-	1,829,629.80	-	10.20	-	10.20
SA No. 2014-318		576,000.00		576,000.00		576,000.00		576,000.00		-		-
SA No. 2014-384		800,000.00		800,000.00		800,000.00		800,000.00		-		-
SA No. 2014-483		453,640.00		453,640.00		453,629.80		453,629.80		10.20		10.20
100010000												
SA No. 2014-436		29,500.00		29,500.00		29,500.00		29,500.00		-		-
TOTAL	159,024,367.00	504,326,802.73	2,300,000.00	665,651,169.73	157,288,042.84	208,839,033.62	1,300,000.00	367,427,076.46	1,736,264.16	295,515,169.11	1,000,000.00	298,224,033.27

None

Certified Correct:

MARILI M. PECSON
AO V/Budget Officer III

Noted by:

ELOURSA T. PASTOR, CESO IV
OIC, Regional Director

Date:

January 7, 2015

**DEPARTMENT OF THE INTERIOR AND LOCAL GOVERNMENT
REGION V
STATEMENT OF ALLOTMENTS, OBLIGATIONS AND BALANCES
As of September 30, 2014
BO918- Fund 101/102**

Bureau/Agency: Department of the Interior and Local Government, Region V, Legazpi City

PARTICULARS	ALLOTMENTS				CUMULATIVE OBLIGATIONS				BALANCES			
	100	200	300	TOTAL	100	200	300	TOTAL	100	200	300	TOTAL
A. Current Year Appropriations												
Regular Appropriation	132,751,000.00	21,090,000.00	2,300,000.00	155,141,000.00	105,754,729.51	9,681,307.42	944,840.00	116,380,877.03	26,996,270.39	11,408,692.58	1,355,160.00	39,760,122.97
Current Appropriations												
Automatic Appropriation	12,841,000.00	-	-	12,841,000.00	9,067,310.84	-	-	9,067,310.84	3,773,689.16	-	-	3,773,689.16
FY 2014 GAA (RA 10638)-RLIP	12,841,000.00	-	-	12,841,000.00	9,067,310.84	-	-	9,067,310.84	3,773,689.16	-	-	3,773,689.16
Other Releases	-	429,276,000.00	-	429,276,000.00	-	40,300,333.75	-	40,300,333.75	-	388,975,666.25	-	388,975,666.25
FY 2014 GAA (RA 10638)-POC	-	326,000.00	-	326,000.00	-	9,791.25	-	9,791.25	-	316,208.75	-	316,208.75
FY 2014 GAA (RA 10638)-Pawana	-	81,000,000.00	-	81,000,000.00	-	4,800,000.00	-	4,800,000.00	-	76,200,000.00	-	76,200,000.00
FY 2014 GAA (RA 10638)-DUMAGUET	-	299,950,000.00	-	299,950,000.00	-	35,490,542.50	-	35,490,542.50	-	263,459,457.50	-	263,459,457.50
SARO-SAWO-Q-14-031985	-	48,000,000.00	-	48,000,000.00	-	-	-	-	-	48,000,000.00	-	48,000,000.00
Centrally Managed Fund 101	-	18,985,995.00	-	18,985,995.00	-	7,690,252.40	-	7,690,252.40	-	11,295,742.60	-	11,295,742.60
410060003	-	70,000.00	-	70,000.00	-	70,000.00	-	70,000.00	-	-	-	-
SA No. 2014-005	-	20,000.00	-	20,000.00	-	20,000.00	-	20,000.00	-	-	-	-
CA No. 2014-005	-	50,000.00	-	50,000.00	-	50,000.00	-	50,000.00	-	-	-	-
21100000000	-	100,000.00	-	100,000.00	-	7,980.00	-	7,980.00	-	91,990.00	-	91,990.00
SA No. 2014-435	-	8,400.00	-	8,400.00	-	7,990.00	-	7,990.00	-	410.00	-	410.00
CA No. 2014-1110	-	914,690.00	-	914,690.00	-	-	-	-	-	914,690.00	-	914,690.00
410010001	-	7,490,676.00	-	7,490,676.00	-	2,635,635.30	-	2,635,635.30	-	4,855,040.70	-	4,855,040.70
SA No. 2014-088	-	230,000.00	-	230,000.00	-	230,000.00	-	230,000.00	-	-	-	-
SA No. 2014-081	-	378,500.00	-	378,500.00	-	378,500.00	-	378,500.00	-	-	-	-
SA No. 2014-100	-	223,800.00	-	223,800.00	-	207,835.30	-	207,835.30	-	15,964.70	-	15,964.70
SA No. 2014-109	-	20,000.00	-	20,000.00	-	20,000.00	-	20,000.00	-	-	-	-
SA No. 2014-127	-	181,500.00	-	181,500.00	-	181,500.00	-	181,500.00	-	-	-	-
SA No. 2014-147	-	70,000.00	-	70,000.00	-	70,000.00	-	70,000.00	-	-	-	-
SA No. 2014-494	-	132,600.00	-	132,600.00	-	20,000.00	-	20,000.00	-	112,600.00	-	112,600.00
SA No. 2014-518	-	57,000.00	-	57,000.00	-	57,000.00	-	57,000.00	-	-	-	-
SA No. 2014-756	-	198,900.00	-	198,900.00	-	-	-	-	-	198,900.00	-	198,900.00
SA No. 2014-770	-	25,000.00	-	25,000.00	-	25,000.00	-	25,000.00	-	-	-	-
SA No. 2014-795	-	100,000.00	-	100,000.00	-	100,000.00	-	100,000.00	-	-	-	-
SA No. 2014-871	-	1,224,000.00	-	1,224,000.00	-	1,191,000.00	-	1,191,000.00	-	33,000.00	-	33,000.00
SA No. 2014-884	-	8,000.00	-	8,000.00	-	8,000.00	-	8,000.00	-	-	-	-

DEPARTMENT OF THE INTERIOR AND LOCAL GOVERNMENT
REGION V
STATEMENT OF ALLOTMENTS, OBLIGATIONS AND BALANCES
As of September 30, 2014
BO918- Fund 101/102

Bureau/Agency: Department of the Interior and Local Government, Region V, Legazpi City

PARTICULARS	ALLOTMENTS				CUMULATIVE OBLIGATIONS				BALANCES			
	100	200	300	TOTAL	100	200	300	TOTAL	100	200	300	TOTAL
SA No. 2014-922		205,076.00		205,076.00		-		-		205,076.00		205,076.00
SA No. 2014-957		550,000.00		550,000.00		125,000.00		125,000.00		425,000.00		425,000.00
SA No. 2014-982		8,400.00		8,400.00		1,800.00		1,800.00		6,600.00		6,600.00
SA No. 2014-994		271,900.00		271,900.00		-		-		271,900.00		271,900.00
SA No. 2014-1007		66,000.00		66,000.00		-		-		66,000.00		66,000.00
SA No. 2014-1212		50,000.00		50,000.00		-		-		50,000.00		50,000.00
SA No. 2014-1230		3,420,000.00		3,420,000.00		-		-		3,420,000.00		3,420,000.00
SA No. 2014-1198		50,000.00		50,000.00		-		-		50,000.00		50,000.00
406010002		1,279,000.00	-	1,279,000.00	-	264,100.71	-	264,100.71	-	1,014,899.29	-	1,014,899.29
SA No. 2014-221		1,050,000.00		1,050,000.00		250,232.71		250,232.71		799,767.29		799,767.29
SA No. 2014-351		30,000.00		30,000.00		13,868.00		13,868.00		16,132.00		16,132.00
SA No. 2014-1151		199,000.00		199,000.00		-		-		199,000.00		199,000.00
405030001		2,549,354.00	-	2,549,354.00	-	1,826,302.66	-	1,826,302.66	-	723,051.34	-	723,051.34
SA No. 2014-151		303,667.00		303,667.00		134,223.16		134,223.16		169,443.84		169,443.84
SA No. 2014-168		71,500.00		71,500.00		71,500.00		71,500.00		-		-
SA No. 2014-372		1,135,000.00		1,135,000.00		1,135,000.00		1,135,000.00		-		-
SA No. 2014-471		303,667.00		303,667.00		-		-		303,667.00		303,667.00
SA No. 2014-500		442,600.00		442,600.00		442,600.00		442,600.00		-		-
SA No. 2014-510		152,370.00		152,370.00		15,828.50		15,828.50		136,541.50		136,541.50
SA No. 2014-1083		8,550.00		8,550.00		8,550.00		8,550.00		-		-
SA No. 2014-1188		116,000.00		116,000.00		-		-		116,000.00		116,000.00
406030000		3,313,015.00	-	3,313,015.00	-	1,321,163.97	-	1,321,163.97	-	1,991,851.03	-	1,991,851.03
SA No. 2014-222		1,050,000.00		1,050,000.00		106,848.92		106,848.92		943,151.08		943,151.08
SA No. 2014-240		91,422.00		91,422.00		91,422.00		91,422.00		-		-
SA No. 2014-681		914,193.00		914,193.00		272,134.45		272,134.45		642,058.55		642,058.55
100010000		1,350,000.00	-	1,350,000.00	-	1,350,000.00	-	1,350,000.00	-	-	-	-
SA No. 2014-041		482,000.00		482,000.00		482,000.00		482,000.00		-		-
SA No. 2014-272		280,000.00		280,000.00		280,000.00		280,000.00		-		-
SA No. 2014-338		48,000.00		48,000.00		48,000.00		48,000.00		-		-
SA No. 2014-557		222,000.00		222,000.00		222,000.00		222,000.00		-		-
SA No. 2014-787		140,000.00		140,000.00		140,000.00		140,000.00		-		-
SA No. 2014-827		96,000.00		96,000.00		96,000.00		96,000.00		-		-
SA No. 2014-1221		72,000.00		72,000.00		72,000.00		72,000.00		-		-
100010000		-		-		-		-		-		-
SA No. 2014-612		77,400.00		77,400.00		77,400.00		77,400.00		-		-
410030002		1,118,720.00	-	1,118,720.00	-	117,659.76	-	117,659.76	-	1,001,060.24	-	1,001,060.24
SA No. 2014-544		910,000.00		910,000.00		-		-		910,000.00		910,000.00
SA No. 2014-598		170,920.00		170,920.00		117,659.76		117,659.76		53,260.24		53,260.24
SA No. 2014-898		37,800.00		37,800.00		-		-		37,800.00		37,800.00
407060004		-		-		-		-		-		-
SA No. 2014-719		20,000.00		20,000.00		20,000.00		20,000.00		-		-
408030001		1,194,440.00	-	1,194,440.00	-	-		-	-	1,194,440.00	-	1,194,440.00
SA No. 2014-807		328,020.00		328,020.00		-		-		328,020.00		328,020.00
SA No. 2014-1191		328,020.00		328,020.00		-		-		328,020.00		328,020.00
SA No. 2014-1197		538,400.00		538,400.00		-		-		538,400.00		538,400.00

DEPARTMENT OF THE INTERIOR AND LOCAL GOVERNMENT
REGION V
STATEMENT OF ALLOTMENTS, OBLIGATIONS AND BALANCES
As of September 30, 2014
BO918- Fund 101/102

Bureau/Agency: Department of the Interior and Local Government , Region V, Legaspi City

PARTICULARS	ALLOTMENTS				CUMULATIVE OBLIGATIONS				BALANCES			
	100	200	300	TOTAL	100	200	300	TOTAL	100	200	300	TOTAL
B. Continuing Appropriations	-	22,136,933.73	-	22,136,933.73	-	9,009,964.17	-	9,009,964.17	-	13,126,969.56	-	13,126,969.56
Prior Year's Allotment	-	-	-	-	-	-	-	-	-	-	-	-
FY 2013 GA RA 10362	-	916,625.00	-	916,625.00	-	-	-	-	-	916,625.00	-	916,625.00
POC	-	283,774.00	-	283,774.00	-	283,774.00	-	283,774.00	-	-	-	-
SAL/INT/BSG	-	8,800,000.00	-	8,800,000.00	-	-	-	-	-	8,800,000.00	-	8,800,000.00
PROG & PRODUCTS TO USE	-	500.00	-	500.00	-	-	-	-	-	500.00	-	500.00
Centrally Managed Fund 101	-	-	-	-	-	-	-	-	-	-	-	-
A.1.a.1	-	-	-	-	-	-	-	-	-	-	-	-
SA No. 2013-1090	-	451,742.48	-	451,742.48	-	-	-	-	-	451,742.48	-	451,742.48
A.111.c	-	-	-	-	-	-	-	-	-	-	-	-
SA No. 2013-1090	-	20,000.00	-	20,000.00	-	20,000.00	-	20,000.00	-	-	-	-
SA No. 2013-1090	-	345,067.81	-	345,067.81	-	-	-	-	-	345,067.81	-	345,067.81
SA No. 2013-449	-	8,539.00	-	8,539.00	-	-	-	-	-	8,539.00	-	8,539.00
SA No. 2013-512	-	493,299.50	-	493,299.50	-	292,988.28	-	292,988.28	-	531.22	-	531.22
SA No. 2013-691	-	21,829.00	-	21,829.00	-	21,829.00	-	21,829.00	-	-	-	-
SA No. 2013-692	-	24,069.28	-	24,069.28	-	-	-	-	-	2,109.72	-	2,109.72
SA No. 2013-694	-	8,801.00	-	8,801.00	-	7,206.24	-	7,206.24	-	1,594.76	-	1,594.76
SA No. 2013-754	-	17,754.00	-	17,754.00	-	17,754.00	-	17,754.00	-	-	-	-
B.1.e	-	1,975,450.95	-	1,975,450.95	-	574,054.00	-	574,054.00	-	1,401,396.95	-	1,401,396.95
SA No. 2013-345	-	384,279.00	-	384,279.00	-	384,279.00	-	384,279.00	-	-	-	-
SA No. 2013-675	-	283,521.95	-	283,521.95	-	189,775.00	-	189,775.00	-	63,746.95	-	63,746.95
SA No. 2013-620	-	82,500.00	-	82,500.00	-	-	-	-	-	82,500.00	-	82,500.00
SA No. 2013-681	-	20,000.00	-	20,000.00	-	-	-	-	-	20,000.00	-	20,000.00
SA No. 2013-693	-	1,235,150.00	-	1,235,150.00	-	-	-	-	-	1,235,150.00	-	1,235,150.00
B.1.f	-	138,119.65	-	138,119.65	-	129,263.32	-	129,263.32	-	8,856.33	-	8,856.33
SA No. 2013-464	-	52,119.65	-	52,119.65	-	52,119.65	-	52,119.65	-	-	-	-
SA No. 2013-535	-	86,000.00	-	86,000.00	-	77,143.67	-	77,143.67	-	8,856.33	-	8,856.33
B.1.h	-	2,833,693.85	-	2,833,693.85	-	2,438,797.48	-	2,438,797.48	-	394,796.37	-	394,796.37
SA No. 2013-026	-	745,571.70	-	745,571.70	-	562,551.39	-	562,551.39	-	183,010.31	-	183,010.31
SA No. 2013-039	-	266,363.63	-	266,363.63	-	266,363.63	-	266,363.63	-	-	-	-
SA No. 2013-381	-	154,677.46	-	154,677.46	-	-	-	-	-	154,677.46	-	154,677.46
SA No. 2013-544	-	59,971.80	-	59,971.80	-	59,539.00	-	59,539.00	-	432.80	-	432.80
SA No. 2013-565	-	325,248.00	-	325,248.00	-	268,572.00	-	268,572.00	-	56,676.00	-	56,676.00
SA No. 2013-668	-	645,249.97	-	645,249.97	-	645,249.97	-	645,249.97	-	-	-	-
SA No. 2013-1024	-	583,711.49	-	583,711.49	-	583,711.49	-	583,711.49	-	-	-	-
SA No. 2013-1040	-	52,800.00	-	52,800.00	-	-	-	-	-	-	-	-
200010000102101	-	15,320.00	-	15,320.00	-	3,788.00	-	3,788.00	-	11,532.00	-	11,532.00
SA No. 2014-1049	-	5,000.00	-	5,000.00	-	-	-	-	-	5,000.00	-	5,000.00
SA No. 2014-1131	-	10,320.00	-	10,320.00	-	3,788.00	-	3,788.00	-	6,532.00	-	6,532.00

**DEPARTMENT OF THE INTERIOR AND LOCAL GOVERNMENT
REGION V**

STATEMENT OF ALLOTMENTS, OBLIGATIONS AND BALANCES

As of September 30, 2014

BO918- Fund 101/102

Bureau/Agency: Department of the Interior and Local Government, Region V, Legaspi City

PARTICULARS	ALLOTMENTS				CUMULATIVE OBLIGATIONS				BALANCES			
	100	200	300	TOTAL	100	200	300	TOTAL	100	200	300	TOTAL
301020000		312,440.00	-	312,440.00	-	235,692.87	-	235,692.87	-	76,747.13	-	76,747.13
SA No. 2014-903		20,000.00		20,000.00		20,000.00		20,000.00		-		-
SA No. 2014-288		230,400.00		230,400.00		215,692.87		215,692.87		14,707.13		14,707.13
SA No. 2014-1029		62,040.00		62,040.00		-		-		62,040.00		62,040.00
410010001		58,000.00	-	58,000.00	-	33,588.00	-	33,588.00	-	34,411.00	-	34,411.00
SA No. 2014-059		5,500.00		5,500.00		5,500.00		5,500.00		-		-
SA No. 2014-533		15,000.00		15,000.00		15,000.00		15,000.00		-		-
SA No. 2014-575		9,800.00		9,800.00		4,588.00		4,588.00		5,011.00		5,011.00
SA No. 2014-702		8,800.00		8,800.00		8,800.00		8,800.00		-		-
SA No. 2014-844		29,400.00		29,400.00		-		-		29,400.00		29,400.00
410060001		257,500.00	-	257,500.00	-	20,000.00	-	20,000.00	-	237,500.00	-	237,500.00
SA No. 2014-197		20,000.00		20,000.00		20,000.00		20,000.00		-		-
SA No. 2014-651		240,800.00		240,800.00		18,288.00		18,288.00		222,512.00		222,512.00
SA No. 2014-907		26,600.00		26,600.00		19,441.94		19,441.94		7,158.06		7,158.06
409010002		2,295,400.00	-	2,295,400.00	-	1,513,513.40	-	1,513,513.40	-	781,886.60	-	781,886.60
SA No. 2014-111		602,000.00		602,000.00		299,526.20		299,526.20		302,473.80		302,473.80
SA No. 2014-384		1,246,400.00		1,246,400.00		1,204,787.26		1,204,787.26		41,612.74		41,612.74
SA No. 2014-1013		14,000.00		14,000.00		12,200.00		12,200.00		1,800.00		1,800.00
41408000		632,200.00	-	632,200.00	-	-	-	-	-	632,200.00	-	632,200.00
SA No. 2014-303		1,505,531.00		1,505,531.00		1,505,102.00		1,505,102.00		429.00		429.00
408030001		1,829,640.00	-	1,829,640.00	-	1,800,033.55	-	1,800,033.55	-	29,606.45	-	29,606.45
SA No. 2014-318		576,000.00		576,000.00		576,000.00		576,000.00		-		-
SA No. 2014-384		800,000.00		800,000.00		800,000.00		800,000.00		-		-
SA No. 2014-483		453,640.00		453,640.00		424,033.55		424,033.55		29,606.45		29,606.45
100010000		29,600.00		29,600.00		4,806.00		4,806.00		24,694.00		24,694.00
SA No. 2014-436		-		-		-		-		-		-
TOTAL	145,592,000.00	491,488,628.73	2,300,000.00	639,380,628.73	114,822,040.45	66,681,857.74	944,840.00	182,448,738.19	30,769,959.55	424,806,670.99	1,355,180.00	456,931,790.54

Certified Correct:

MARILI M. PECSON
AO VI/Budget Officer III

Noted by:

ELOUISA T. PASTOR, CESO IV
OIC, Regional Director

Date:

October 9, 2014

page 4

STATEMENT OF APPROPRIATIONS, ALLOTMENTS, OBLIGATIONS, DISBURSEMENTS AND BALANCES

As of the Quarter Ending June 30, 2014

Department: : Department of the Interior and Local Government
 Agency/Operating Unit : Regional Office V, Legazpi City
 Region/Province/City :
 Fund: 101

Particulars	Appropriations			Allotments			Current Year Obligations						Current Year Disbursements					Balances		
	Authorized Appropriation	Adjustments	Adjusted Appropriations	Allotments Received	Transfer To	Transfer From	Adjusted Total Allotments	1st Quarter ending March 31	2nd Quarter ending June 30	3rd Quarter ending June 30	4th Quarter ending June 30	Total	1st Quarter ending March 31	2nd Quarter ending June 30	3rd Quarter ending June 30	4th Quarter ending June 30	Total	Unreleased Appropriation	Unobligated Allotment	Unpaid Obligations
1	2	3	(2+3)=4	5	6	7	8 = (5-6+7)	9	10	11	12	13= (9+10+11+12)	14	15	16	17	(14+15+16+17)	19= (4-8)	20= (8-13)	21= (13-18)
I. CURRENT YEAR BUDGET/APPROPRIATIONS																				
A. AGENCY SPECIFIC BUDGET																				
Personnel Services	132,751,000.00		#####	#####			132,751,000.00	31,888,325.18	#####			#####	31,888,325.18				#####	-	#####	####
Maintenance & Other Operating Exp.	450,366,000.00		#####	#####			450,366,000.00	3,536,769.26	7,769,320.44			#####	3,536,769.26				#####	-	#####	####
Financial Expenses			-				-					-					-	-	-	
Capital Outlays	2,300,000.00		2,300,000.00	2,300,000.00			2,300,000.00	314,575.00	-			314,575.00	314,575.00				314,575.00	-	1,985,425.00	-
			-				-					-					-	-	-	
B. SPECIAL PURPOSE FUNDS																				
Miscellaneous Personnel Benefits Fund			-				-					-					-	-	-	
Personnel Services			-				-					-					-	-	-	
Pension and Gratuity Fund / Retirement Benefits Fund			-				-					-					-	-	-	
Personnel Services			-				-					-					-	-	-	
Priority Development Assistance Fund			-				-					-					-	-	-	
Maintenance & Other Operating Expenses			-				-					-					-	-	-	
Others (please specify)			-				-					-					-	-	-	
Centrally Managed Funds							-					-					-	-	-	
Centrally Managed Fund							-					-					-	-	-	
Maintenance & Other Operating Expenses						9,217,569.00	9,217,569.00	1,223,725.20	2,487,290.10			3,711,015.30	1,223,725.20				#####		5,506,553.70	####
Brgy. Officials Death Ben. Funds (BODBF)						1,042,000.00	1,042,000.00	772,000.00	270,000.00			1,042,000.00	772,000.00				772,000.00		-	
C. AUTOMATIC APPROPRIATIONS																				
Retirement and Life Insurance Premium			-				-					-					-	-	-	
Personnel Services	12,841,000.00		12,841,000.00	12,841,000.00			12,841,000.00	3,050,386.81	3,072,087.11			6,122,473.92	3,050,386.81				#####	-	6,718,526.08	####
Customs Duties and Taxes			-				-					-					-	-	-	
Maintenance & Other Operating Expenses			-				-					-					-	-	-	
Others (please specify)			-				-					-					-	-	-	
			-				-					-					-	-	-	
TOTAL CURRENT YEAR BUDGET /APPROPRIATIONS	598,258,000.00	-	#####	#####	#	10,259,569.00	608,517,569.00	40,785,781.45	#####	-	-	#####	40,785,781.45		#	#	#####	-	#####	####
II. PRIOR YEAR'S BUDGET/ CONTINUING APPROPRIATIONS																				
D. UNRELEASED APPROPRIATION																				
AGENCY SPECIFIC BUDGET																				
Personnel Services																				
Maintenance & Other Operating Expenses																				
Financial Expenses																				
Capital Outlays																				
E. SPECIAL PURPOSE FUNDS																				
Calamity Fund																				
Maintenance & Other Operating Expenses																				
Capital Outlays																				
Priority Development Assistance Fund																				
Maintenance & Other Operating Expenses																				
F. UNOBLIGATED ALLOTMENT																				
Personnel Services (under CFAG)																				
Maintenance & Other Operating Expenses				21,101,973.73			21,101,973.73	1,846,240.76	5,758,873.52			7,605,114.28	1,846,240.76				#####		#####	####
Capital Outlays							-					-					-		-	
TOTAL PRIOR YEAR'S BUDGET/ CONT. APPROPRIATIONS	-	-	-	21,101,973.73	-	-	21,101,973.73	1,846,240.76	5,758,873.52	-	-	7,605,114.28	1,846,240.76		-	-	1,846,240.76	-	#####	####
GRAND TOTAL	598,258,000.00	-	#####	#####		10,259,569.00	629,619,542.73	42,632,022.21	#####	-	-	#####	42,632,022.21		#	#	#####	-	#####	####


Certified Correct:

Certified Correct: _____

Approved By: _____

Date:


MARILI M. PECSON
 AO V/ Budget Officer III


ALFREDO L. SALTAN
 Accountant III


ELOUISA T. PASTOR, CESO IV
 OIC – Regional Director

July 23, 2014


SUMMARY OF PRIOR YEAR'S OBLIGATIONS, DISBURSEMENTS AND UNPAID PRIOR YEAR OBLIGATIONS
For the Period Ending June 30, 2014

Department: : DILG, REGION V, LEGAZPI CITY
Agency/Operating Unit : REGION V
Region/Province/City : V/Albay/Legazpi City
Fund: 101

Annex C


Particulars	PRIOR YEAR'S OBLIGATIONS			DISBURSEMENTS					Unpaid Obligations
	Balance Beginning of the year	Adjustments	Adjusted Balance	1st Quarter ending March 31	2nd Quarter ending June 30	3rd Quarter ending Sept. 30	4th Quarter ending Dec. 31	Total	
1	2	3	(2+3)=4	5	6	7	8	9 = (5+6+7+8)	10
I. PRIOR YEARS' ACCOUNTS PAYABLE									
Personnel Services									
Maintenance & Other Operating Expenses	29,326,500.00		29,326,500.00		12,000,000			12,000,000	17,326,500
Capital Outlays		-	-					-	
TOTAL	29,326,500.00		29,326,500.00		12,000,000.00			12,000,000.00	17,326,500
II. OBLIGATIONS NOT YET DUE AND DEMANDABLE									
Personnel Services									
Maintenance & Other Operating Expenses									
Capital Outlays									
TOTAL									
GRAND TOTAL	29,326,500.00	-	29,326,500.00	-	12,000,000	-	-	12,000,000.00	17,326,500.00

Certified Correct:


MARILI M. PECSON
AO VI/ Budget Officer III


Date: July 23, 2014

Certified Correct:


ALFREDO L. SALLAN
Accountant III

Date: July 23, 2014

Approved by:


ELOUISA T. PASTOR, CESO IV
OIC – Regional Director

Date: May 2, 2014